

## **BOARD OF DIRECTORS REGULAR MEETING**

**May 13, 2026  
4:30 p.m.**



626 443 2297



[www.upperdistrict.org](http://www.upperdistrict.org)



248 E. Foothill Blvd., Suite 200 - Monrovia, CA. 91016



[info@usgvmwd.org](mailto:info@usgvmwd.org)

Securing Water Resilience for the San Gabriel Valley

**A REGULAR MEETING OF THE BOARD OF  
DIRECTORS**

**Wednesday, May 13, 2026  
4:30 P.M.**

**AGENDA**

1. CALL TO ORDER
2. PLEDGE OF ALLEGIANCE
3. ROLL CALL OF BOARD OF DIRECTORS
4. ADOPTION OF AGENDA [1]
5. PUBLIC COMMENT

As provided under Government Code Section 54954.3, members of the public may address the Board on items considered on this agenda, as well as items not on the agenda that are within the jurisdiction of the Board. Please complete the appropriate speaker's card and submit it to the Board Secretary. A three-minute time limit on remarks is requested.

6. COMMITTEE REPORTS [2]

- (a) Administration and Finance Committee (Santana, Chair - Treviño, Vice-Chair)  
Minutes of meeting held on April 14, 2026, enclosed.

7. CONSENT CALENDAR [1]

- (a) Minutes of a regular meeting of the Board of Directors held on April 8, 2026 at 4:30 p.m. and a special meeting of the Board of Directors held on April 24, 2026 at 8:00 a.m.
- (b) List of Demands
- (c) Financial Reports – March 2026
  1. Financial Statements
  2. Director's Public Outreach

8. ACTION/DISCUSSION ITEMS [1]

- (a) Stetson Engineers, Inc., professional services task order amendment (*Staff memorandum enclosed*).

## **Recommendation**

Staff recommends the Board of Directors:

1. Authorize the General Manager to execute a professional services task order amendment for \$117,000 with Stetson Engineers, Inc., for engineering support services related to the preparation of a Golden Mussel prevention and control plan for a total amount not-to-exceed \$225,000 for services through September 2026.
2. Amend the Fiscal Year 2025/2026 Water Quality and Supply Program Budget to increase the appropriation by \$200,000 resulting in a revised total budget of \$823,000.

### 9. INFORMATION ITEMS [2]

(a) Press Releases and News Articles

### 10. ATTORNEY'S REPORT [2]

### 11. ENGINEER'S REPORT [2]

(a) Engineer's Report

### 12. GENERAL MANAGER'S REPORT [2]

(a) General Manager's Report

### 13. METROPOLITAN REPORT [2]

(a) Metropolitan Report

### 14. WATER QUALITY AUTHORITY REPORT [2]

(a) Water Quality Authority Report

### 15. WATERMASTER REPORT [2]

(a) Watermaster Report

### 16. AB 1234 COMPLIANCE REPORT [2]

(a) AB 1234 Compliance Report

### 17. DIRECTOR'S COMMENTS [2]

### 18. FUTURE AGENDA ITEMS [1]

### 19. ADJOURN TO CLOSED SESSION – None.

20. ADJOURNMENT – To a regular meeting of the Board of Directors to be held on May 27, 2026 at 4:30 p.m. at 248 E. Foothill Blvd. Room #103, Monrovia, CA 91016.

LEGEND: [1] INDICATES ACTION ANTICIPATED BY BOARD OF DIRECTORS ON THIS ITEM  
[2] INDICATES INFORMATION ITEM - NO BOARD ACTION NECESSARY

PRESIDENT KATARINA GARCIA, PRESIDING



**American Disabilities Act Compliance** (*Government Code Section 54954.2(a)*)



To request special assistance to participate in this meeting, please contact the District office at (626) 443-2297.

## MEMORANDUM

### 6. (a) COMMITTEE REPORTS

April 14, 2026

**TO: BOARD OF DIRECTORS**  
**FROM: ADMINISTRATION AND FINANCE COMMITTEE**  
**SUBJECT: MINUTES OF THE ADMINISTRATION AND FINANCE COMMITTEE MEETING AND SPECIAL MEETING OF THE BOARD OF DIRECTORS – April 14, 2026**

---

<b>ATTENDANCE:</b>	<b>Jennifer Santana, Chair</b>	Katarina Garcia	Lenet Pacheco
	<b>Charles Treviño, Vice-Chair</b>	Martin Koczanowicz	Cyndi Karp
	Ed Chavez	Priscilla Lu	Kelly Gardner
	Thomas Love	Jessica Hernandez	Justin Nakano
	Albert Trinh		

1. **Call to Order**

2. **Public Comment.** None

3. **Proposed Amendments to Policy No. 2.2, 2.4, 3.2, 3.7, 3.8.**

The General Manager presented revised red-line drafts for Policies 2.2, 2.4, 3.2, 3.7, and 3.8, incorporating prior Committee direction. The policies under review included:

- Policy 2.2 - Clarified Board authority and directed all inquiries through the General Manager.
- Policy 2.4 – Specify attendance of “Regular/Special” Board of Directors and Committee meetings. Simplified language concerning Government Code 54953 Compliance with the Brown Act
- Policy 3.2, 3.7, 3.8 - Minor administrative updates only.

No questions or additional directions were offered by the Committee members. This item was presented for information and discussion. The Committee moved the item to the Board with a recommendation for approval?

4. **Proposed Amendments to Policy No. 2.5.**

This item was pulled from the agenda at staff's request. Policy 2.5, Board Member Compensation and Reimbursement, will be deferred for discussion at a future committee meeting. No action was taken by the Committee.

**5. Other Post Employment Benefits (OPEB) 2026 Actuarial Report.**

The General Manager presented the 2026 OPEB Actuarial Report, which showed the district's retiree benefit liability at \$2.845 million and the CalPERS Retiree Benefit Trust balance at approximately \$2.659 million, leaving the plan essentially fully funded. He noted that costs will increase slightly due to two recent retirees and that the district also maintains a separate pension trust funded at about 80%. The Committee expressed satisfaction with the district's funding position, and staff will review the accounting treatment of OPEB trust drawdowns.

This item was presented for information purposes only. No action was taken by the Committee.

**6. Budget Workshop – Proposed Biennial Budget for Fiscal Years 2026/27 – 2027/28.**

The General Manager reported that MWD adopted its budget and rates, including full funding of the Pure Water project (\$150 million) using reserves, with over half of costs covered by grants. An increase in the ad valorem tax helped reduce planned rate increases, which are now lower than originally proposed. The General Manager noted staff advocacy efforts contributed to these outcomes, which will inform the District's financial planning.

The Finance Manager presented a preliminary biennial budget, noting figures will be updated after incorporating MWD rates. The budget reflects cost pressures from inflation, rising healthcare expenses, elections, and reduced water sales assumptions. FY 2026/27 is projected to be nearly balanced with a small surplus (~\$53,000), while FY 2027/28 shows a preliminary deficit (~\$200,000) and falls below the debt service coverage target. Key changes include increased retiree benefits, system upgrade costs, and a one-time water quality expense, along with program adjustments such as consolidation of stormwater activities. Reserve contributions are expected in FY 2026/27, with potential use of reserves for capital in FY 2027/28.

The Committee expressed general satisfaction, and staff will return with updated figures. No action was taken by the Committee.

**7. Oral Reports.**


None.

**8. Other Matters.**

None.

**NEXT MEETING:** Tuesday, June 02, 2026, at 4:30 p.m.

**cc:** General Manager



UPPER SAN GABRIEL VALLEY MUNICIPAL WATER DISTRICT  
Regular Board Meeting Minutes  
Wednesday, April 8, 2026 | 4:30pm

---

A regular meeting of the Board of Directors was called to order at 4:30pm at the district office located at 248 E. Foothill Blvd, Rm. 103, Monrovia, California. The presiding officer was President Katarina Garcia.

**ROLL CALL**

DIRECTORS      Chavez, Santana, Fellow, Garcia and Treviño  
PRESENT:

DIRECTORS      None  
ABSENT:

STAFF            Tom Love, General Manager; Patty Cortez, Assistant  
PRESENT:        General Manager; Martin Koczanowicz, District  
                      Counsel; Steve Johnson, District Engineer; Priscilla Lu,  
                      Finance Analyst; Albert Trinh, Finance Manager;  
                      Cyndi Karp, Interim Executive Assistant/Board  
                      Secretary; Jessica Hernandez,  
                      Administrative/Accounting Assistant; Alexis Silva,  
                      Public Affairs Assistant

**OTHERS PRESENT**

Dave Michalko, Kelly Gardner, Drew Atwater

**ADOPTION OF AGENDA**

On motion by Vice President Fellow, second by Secretary Santana, the agenda was adopted by the following roll call vote:

**AYES:            CHAVEZ, SANTANA, FELLOW, GARCIA AND TREVIÑO**  
**NOES:            NONE**  
**ABSTAIN:        NONE**  
**ABSENT:         NONE**

**PUBLIC COMMENT**

None.

**COMMITTEE REPORTS**

(a) Government Affairs and Community Outreach Committee  
(Fellow, Chair – Chavez, Vice-Chair) Minutes of meeting held on  
April 6, 2026 enclosed.

**CONSENT CALENDAR**

On motion by Director Treviño, second by Vice President Fellow, the consent calendar was approved by the following roll call vote:

**AYES: CHAVEZ, SANTANA FELLOW, GARCIA AND TREVIÑO**  
**NOES: NONE**  
**ABSTAIN: NONE**  
**ABSENT: NONE**

- (a) Minutes of a regular meeting of the Board of Directors held on March 25, 2026 at 4:30 p.m.
- (b) List of Demands
- (c) Financial Reports – February 2026
  - 1. Financial Statements
  - 2. Director's Public Outreach
- (d) Legislative State Bills: AB 1772, AB 1893, AB 2032, AB 2568, AB 2619 and AB 2739 which are consistent with Upper Water's 2025-26 Legislative Policy Principles adopted by the Board in January 2026.

**ACTION/DISCUSSION ITEMS**

- (a) Adopt Resolution No. 04-26-677 Scheduling Public Hearing for Property Tax Standby Charge enclosed.

The General Manager reported that the standby charge hearing is an annual event. The Upper San Gabriel Valley Municipal Water District does collect a property tax standby charge that has been in effect since the 1990s. In order to maintain that standby charge, the Board of Directors must annually hold a public hearing.

**Recommendation**

Staff recommend the Board of Directors:

- 1. Adopt Resolution No. 04-26-677;
- 2. Schedule a public hearing on May 27, 2026; and
- 3. Instruct the General Manager to publish notice of the hearing as required by statute.

On a motion by Director Treviño, second by Secretary Santana, a motion was made to approve staff recommendation and schedule a public hearing on May 27, 2026 by the following roll call vote:

**AYES: CHAVEZ, SANTANA FELLOW, GARCIA AND TREVIÑO**  
**NOES: NONE**  
**ABSTAIN: NONE**  
**ABSENT: NONE**

- (b) Amend Professional Service Contract with Civic Publications for Interim Finance Director Services.

The General Manager reported that with the retirement of the CEO, he entered into a professional services contract for an interim Finance Director, Judy Landcaster, with Civic Publications. Services under this contract will exceed the General Manager's procurement authority requiring Board approval of the recommended amendment.

**Recommendation**

1. Authorize the General Manager to execute an amendment to the professional services contract with Civic Publications, Inc., for financial support services, increasing the total contract amount to an amount not to exceed \$120,000.
2. Approve an amendment to the District's Adopted Fiscal Year 2025/26 Budget in the amount of \$120,000.

On a motion by Director Treviño and second by Vice President Fellow, the staff recommendation was approved by the following roll call vote:

**AYES: CHAVEZ, SANTANA FELLOW, GARCIA AND TREVIÑO**  
**NOES: NONE**  
**ABSTAIN: NONE**  
**ABSENT: NONE**

Metropolitan Water District of Southern California Preliminary Budget/Rate Impacts

The General Manager introduced Mr. Drew Atwater with Bell Burnett & Atwater, formerly with Metropolitan Water District's finance department. Mr. Atwater presented information on Metropolitan's proposed biennial budget and rates with a focus on projected impacts to Upper Water's imported water costs.

**INFORMATION ITEMS**

The following items listed on the agenda were presented as informational items and ordered received and filed:

- Press Releases and News Articles

**ATTORNEY'S REPORT**

The District Counsel reported that his time has been spent on meetings and working on various administrative and personnel matters.

**ENGINEER'S REPORT**

The District Engineer reported on various projects, including the IRP draft, the Urban Water Management plan, and the Golden Mussel Control plan.

**GENERAL MANAGER'S REPORT**

The General Manager introduced Albert Trinh, the District's new Finance Manager who started on April 1<sup>st</sup> and Cyndi Karp, the Interim Executive Assistant/Board Secretary.

The General Manager reported the Board retreat is scheduled for Friday, April 24<sup>th</sup> from 8:00 am to 2:00 pm at the Monrovia Library. The retreat will include team-building exercises, communication style discussions, governance role and authority protocols, and an update on the strategic plan.

The General Manager mentioned Upper Water's recognition by the Angeles National Forest, Department of Agriculture for our longstanding partnership and contributions to the San Gabriel River watershed.

The General Manager also mentioned the committee meetings in May will be cancelled due to the ACWA conference.

Finally, WaterFest 2026 will be held on Saturday, May 2<sup>nd</sup> at Arcadia County Park from 10:00 am to 2:00 pm and encouraged to the Board of Directors to attend.

#### **METROPOLITAN REPORT**

Vice President Fellow reported that he attended an MWD meeting with the Northern Caucus. He is looking forward to next week's discussions on the MWD budget and rates. The MWD committee and Board meetings will be held on Monday, April 13<sup>th</sup> and Tuesday, April 14<sup>th</sup>.

#### **WATER QUALITY AUTHORITY REPORT**

Treasurer Chavez reported that an agreement was finalized with Southern California Edison.

#### **WATERMASTER REPORT**

Kelly Gardner, Executive Director of the Main San Gabriel Basin Watermaster, reported on the Status Conference that focused on the issues surrounding the Golden Mussel and the suspension of imported water deliveries by LA County Flood Control District. The Judge emphasized the need for cooperation between the parties to resolve the issues and noted she did not have the authority to order the County to turn the water back on but urged collaboration. The County is expected to have capacity available within the existing system to begin taking deliveries from the State Water Project by the end of May. The focus will be on implementing the criteria established for the Golden Mussel plan and moving forward with next steps.

#### **AB 1234 COMPLIANCE REPORT**

A summary report was provided in the agenda packet.

#### **DIRECTORS' COMMENTS**

Secretary Santana gave a warm welcome to the new team members – Albertt Trinh and Cyndi Karp and thanked Drew Atwater for his presentation.

Director Treviño stated that as an Army veteran, he would like to ask that the Board of Directors keep the 5,000 troops deployed to the Middle East in our prayers.

Treasurer Chavez mentioned that there is a Board of Supervisor's seat that is being vacated this year that represents our area and Upper Water will have the opportunity to educate a new Supervisor on water issues. He urged that staff reach out early to establish relationships with the candidates.

President Garcia also welcomed Albert Trinh and Cyndi Karp to the team and shared her excitement for the upcoming WaterFest.

**FUTURE AGENDA ITEMS**

Vice President Fellow requested a workshop on educational programs or and would like an update on the proposed partnership with Valley County Water District's garden. The General Manager replied the item would be a discussion topic for the strategic plan.

**ADJORN TO CLOSED SESSION**

None.

**ADJOURNMENT**

President Garcia asked if there was any other business to come before the Board. There being none, the meeting was adjourned to a regular meeting of the Board of Directors to be held on May 13, 2026, at 4:30 p.m.

---


PRESIDENT

ATTEST

---

SECRETARY

SEAL



UPPER SAN GABRIEL VALLEY MUNICIPAL WATER DISTRICT  
Special Board Meeting Minutes  
Friday, April 24, 2026 | 8:00am

---

A special meeting of the Board of Directors was called to order at 8:00am at the Monrovia Public Library Community Room located at 321 S. Myrtle Ave, Monrovia, California. The presiding officer was President Katarina Garcia.

**ROLL CALL**

DIRECTORS     Santana, Fellow, Garcia, and Treviño  
PRESENT:

DIRECTORS     Chavez  
ABSENT:

Treasurer Chavez arrival at 9:10am

STAFF  
PRESENT:     Tom Love, General Manager; Patty Cortez, Assistant  
                  General Manager; Martin Koczanowicz, District  
                  Counsel; Albert Trinh, Finance Manager; Yesenia  
                  Bugarin, Community Outreach Intern

**OTHERS PRESENT**

William "Bill" Kelly

**ADOPTION OF AGENDA**

On motion by Vice President Fellow, second by Director Treviño, the agenda was adopted by the following roll call vote:

**AYES:            SANTANA, FELLOW, GARCIA AND TREVIÑO**  
**NOES:            NONE**  
**ABSTAIN:        NONE**  
**ABSENT:         CHAVEZ**

**PUBLIC COMMENT**

None.

**STRATEGIC PLAN UPDATES**

The Assistant General Manager presented an update on Upper Water's Five-Year Strategic Plan. She highlighted the progress the District has made toward its four goals: water reliability, financial integrity, workforce and governance, and community representation and engagement, as well as the remaining priorities within each area.

Secretary Santana commented on the need to update the District's core values. Vice President Fellow expressed his interest in partnering with the City of Monrovia to offer an educational space for students to learn about water in the San Gabriel Valley. Treasurer Chavez arrived after the Strategic Plan presentation at 9:10am.

**BOARD GOVERNANCE WORKSHOP**

Mr. Kelly facilitated a team-building session with both the Board and staff. Topics included an overview of leadership characteristics, communication styles, and personality traits. He also provided

Directors and staff with a summary of their DiSC (Dominance, Influence, Steadiness, and Conscientiousness) assessment results. Mr. Kelly also reviewed the importance of maintaining a strong strategic plan, and the District's dedication to its mission and values was emphasized throughout the discussion. Director Treviño asked how often progress on the strategic plan should be reviewed.

The workshop continued with a session on district governance, including a review of appropriate interactions between the Board, the District, and the public. Director Chavez inquired about conferences or organizations that offer training on government board procedures and best practices. Vice President Fellow requested clarification regarding appropriate communication between the General Manager and individual Board members.

#### **DIRECTORS' COMMENTS**

Director Treviño expressed his compliments to staff and the Board.

Treasurer Chavez also extended his compliments to management and staff and expressed his appreciation for the workshop.

Secretary Santana further commented on the workshop content, noting how much she learned from both directors and staff. She expressed her goal to continue learning about the District and to contribute to achieving the District's mission, particularly regarding water quality and reliability in the San Gabriel Valley.

Vice President Fellow expressed his interest in a future workshop focused on HealthEquity and noted his appreciation for President Garcia's enthusiasm and her addition to the Board.

President Garcia shared her excitement about receiving the DiSC results and appreciated the opportunity to learn more about the Board members.

#### **FUTURE AGENDA ITEMS**

Vice President Fellow requested a future workshop on HealthEquity.

#### **ADJORN TO CLOSED SESSION**

None.

#### **ADJOURNMENT**

President Garcia asked if there was any other business to come before the Board. There being none, the meeting was adjourned to a regular meeting of the Board of Directors to be held on May 13, 2026, at 4:30 p.m.

---

PRESIDENT

ATTEST

---

SECRETARY

SEAL

**Payment History Report**  
**Sorted By Check Number**  
**Activity From: 3/1/2026 to 3/31/2026**

Item 7. (b)  
 List of Demands

**UPPER SAN GABRIEL VALLEY MWD (USG)**

Bank Code: A GENERAL FUND

Check Date	Check Number/ Invoice Date	Name Invoice Number	Invoice Description	Check Amount
3/6/2026	0000023369	ALESHIRE & WYNDER LLP		14,094.94
	1/14/2026	101794		
	1/14/2026	101794		
	1/14/2026	101794		
	1/14/2026	101796	Retainer, December 2025	
	1/14/2026	101798	UprSGVMWD v. City of Alhambra, December 2025	
	2/10/2026	102546	Retainer, January 2026	
	2/10/2026	102546	Postage: Letter regarding attorney contact	
	2/10/2026	102547		
	2/10/2026	102548	UprSGVMWD v. City of Alhambra, January 2026	
3/6/2026	0000023370	BELL BURNETT & ASSOCIATES		4,000.00
	2/27/2026	1397	Strategic and Management Consulting Services	
3/6/2026	0000023371	CITY OF MONROVIA		175.57
	2/25/2026	26075474	01/09/26 - 02/06/26 Current Read: 158, Previous Read: 154	
3/6/2026	0000023372	EDWARD CHAVEZ		3,181.66
	3/6/2026	FEB 26	Meals - UWI Conference	
	3/6/2026	FEB 26	Hotel - UWI Conference	
	3/6/2026	FEB 26A	Meals - ICA Conference	
	3/6/2026	FEB 26A	Hotel - ICA Conference	
3/6/2026	0000023373	FRANCISCO AGUILAR		160.15
	2/28/2026	FEB 26	02/27/26 - Lunar New Year Event	
	2/28/2026	FEB 26	02/13/26 - Vortex Service Call Appointment for roll-up gate	
	2/28/2026	FEB 26	02/19/26 - Storage water pick up	
	2/28/2026	FEB 26	02/28/26 - Young Legislators Event	
	2/28/2026	FEB 26	02/27/26 - Car Wash tip	
3/6/2026	0000023374	IMAGE 2000, INC.		28.00
	2/26/2026	834735	Toner Shipping Charges	
3/6/2026	0000023375	KELLY SERVICES, INC.		1,157.44
	2/26/2026	5614606868	Week ending 02/22/26, Y. Bugarin Intern	
3/6/2026	0000023376	SOCALGAS		29.80
	2/26/2026	JAN-FEB 26	01/23/26 - 02/24/26 ; Previous Reading: 0429 Current Reading: 0435	
3/6/2026	0000023377	SPECTRUM REACH		4,680.03
	2/27/2026	360080855	01/26/26 - 02/22/26, USGVMWD Water Campaign	
	2/26/2026	360080856	01/26/26 - 02/22/26, USGVMWD Water Campaign	
3/6/2026	0000023378	U.S. BANK CORPORATE		7,756.86
	2/23/2026	FEB 26FA	Meeting Supplies	
	2/23/2026	FEB 26FA	Gas, Car Wash, new battery	
	2/23/2026	FEB 26FA	paint, yard signs	
	2/23/2026	FEB 26PC	MWD GM Breakfast; SGVWA Quarterly Mtg for AS	
	2/23/2026	FEB 26PC	E-file 1099s	
	2/23/2026	FEB 26PC	Flights - ACWA Sac. Leg. Day; ACWA Leg. Committee Mtg.	
	2/23/2026	FEB 26PC	Hotel - ACWA Leg. Day	
	2/23/2026	FEB 26PC	Registrations - ACWA Spring Conference; SGVWA Quarterly Mtg.	

**Payment History Report**  
**Sorted By Check Number**  
**Activity From: 3/1/2026 to 3/31/2026**

**UPPER SAN GABRIEL VALLEY MWD (USG)**

Bank Code: A GENERAL FUND

Check Date	Check Number/ Invoice Date	Name Invoice Number	Invoice Description	Check Amount
	2/23/2026	FEB 26PC	Meals/Meetings	
	2/23/2026	FEB 26PC	parking / taxi - ACWA meetings	
	2/23/2026	FEB 26PC	Young Legislators Tour Bus	
3/6/2026	0000023379	QING LU		781.46
	3/6/2026	FEB 26	Mileage - 2026 CSFMO Conference	
	3/6/2026	FEB 26	Hotel - 2026 CSFMO Conference	
	3/6/2026	FEB 26	Meals - 2026 CSFMO Conference	
3/16/2026	0000023385	789, INC.		6,840.81
	2/26/2026	UW-626220	Marketing and creative consulting services, MARCH 2026	
	2/26/2026	UW-626220	Educational Materials	
3/16/2026	0000023386	AARON READ & ASSOCIATES, LLC		10,000.00
	3/2/2026	214533	State Legislative Advocacy Services, FEBRUARY 2026	
3/16/2026	0000023387	ATHENS SERVICES		321.59
	3/1/2026	21302134	March 2026, 1-3-yrd trash bin service	
	3/1/2026	21302134	Organic Recycling Program	
3/16/2026	0000023388	CITY OF MONROVIA		173.82
	3/4/2026	26080172	01/12/25 - 02/10/26 Fire Service Meter Charge	
	3/4/2026	26080172	Backflow charge	
3/16/2026	0000023389	CORO CALIFORNIA		2,500.00
	3/5/2026	9646	Supporter Sponsor	
3/16/2026	0000023390	DEPARTMENT OF WATER & POWER		83.33
	3/5/2026	GA442509	April 2026 - Permit Fee to use a portion of the Department's Lugo Junction-Firestone Junction Transmission Line Right of Way No. 25B near Tower No. 250D6 in the vicinity of the 60 Freeway and Access Drive, for the purpose of maintaining a reclaimed water pipeline.	
3/16/2026	0000023391	DEWEY PEST CONTROL, INC.		117.00
	3/1/2026	17945212	March 2026 Service	
3/16/2026	0000023392	DUARTE CHAMBER OF COMMERCE		299.00
	2/19/2026	15164	2026-2027 Annual Membership	
3/16/2026	0000023393	ENVIRONMENTAL CONTROL		1,800.00
	3/1/2026	20181-411	Monthly Janitorial Services - March 2026	
3/16/2026	0000023394	FOOTHILL MUNICIPAL WATER DISTRICT		2,500.00
	2/27/2026	826	Acequia Consulting, LLC Bill # 23	
3/16/2026	0000023395	FRONTIER COMMUNICATIONS		89.31
	3/2/2026	MAR 26	03/02/26 - 04/01/26 Emergency elevator phone line	
3/16/2026	0000023396	IMAGE 2000, INC.		252.52
	3/6/2026	837105	Overage Service Period: 02/08/26 - 03/07/26	
3/16/2026	0000023397	JOEY C. SOTO		1,100.63
	3/2/2026	2026-UD-GA-FEB-127	Grant Assistance Services, February 2026	
3/16/2026	0000023398	JOHN ROBINSON CONSULTING, INC.		6,840.00
	3/16/2026	UD202301-25	02/01/26 - 02/28/26	
3/16/2026	0000023399	KELLY SERVICES, INC.		1,374.46
	3/16/2026	5614795636	Week ending 03/01/26, Y. Bugarin Intern	
3/16/2026	0000023400	NWRA		525.00
	3/5/2026	2026	2026 MUNICIPAL CAUCUS DUES	
3/16/2026	0000023401	SOUTHERN CALIFORNIA EDISON		20,663.96

**Payment History Report**  
**Sorted By Check Number**  
**Activity From: 3/1/2026 to 3/31/2026**

**UPPER SAN GABRIEL VALLEY MWD (USG)**

Bank Code: A GENERAL FUND

Check Date	Check Number/ Invoice Date	Name Invoice Number	Invoice Description	Check Amount
	3/16/2026	FEB-MAR 26W	02/06/26 - 03/09/26 (12 kWh), 1580 1/2 A	
	3/16/2026	JAN-FEB 26	01/22/26 - 02/22/26 (48,163 kWh). 301 Rosemead Blvd.	
	3/16/2026	JAN-FEB 26	01/22/26 - 02/22/26 CPA Generation Charges	
3/16/2026	0000023402	SCWUA		800.00
	3/2/2026	487324	Foursome	
3/16/2026	0000023403	TPX COMMUNICATIONS		1,350.82
	3/16/2026	189622987-0	SmartVoice Bundle Internet: March 2026	
3/16/2026	0000023404	VONAGE BUSINESS, INC.		437.37
	3/1/2026	INV12708191	Monthly Service - March 2026	
3/19/2026	0000023405	ACWA/JOINT POWERS INSUR. AUTH.		38,070.67
	3/2/2026	0708584	MEDICAL - EMPLOYEES	
	3/2/2026	0708584	MEDICAL - RETIRED EMPLOYEES	
	3/2/2026	0708584	MEDICAL - DIRECTORS	
	3/2/2026	0708584	MEDICAL - RETIRED DIRECTORS	
	3/2/2026	0708584	LIFE INSURANCE - EMPLOYEES	
	3/2/2026	0708584	LIFE INSURANCE - DIRECTORS	
3/19/2026	0000023406	BPWC		225.00
	3/18/2026	03/19/26EC	FIESTA SCHOLARSHIP DINNER SPONSORSHIP	
3/19/2026	0000023407	DISCOVERY SCIENCE CENTER		4,218.50
	3/10/2026	1200	Grades 1-7 Field Trip (208 @ \$14/Student)	
	3/10/2026	1200	Grades 1-7 Booklets (208 printed @ \$3 each)	
	3/10/2026	1200	Bus Stipend (2 @ 341.25/Bus)	
3/19/2026	0000023408	GARDEN VIEW, INC.		740.13
	3/19/2026	INV-022826	Plant Voucher Program	
3/19/2026	0000023409	HOME DEPOT CREDIT SERVICES		24.04
	2/25/2026	516991	Plant supplies, paint brushes, cover stain primer	
	2/12/2026	OAC-000000001	Credit per statement dated 03/13/26	
3/19/2026	0000023410	INDUSTRY PUBLIC UTILITIES COMM		2,438.70
	3/10/2026	FEB 26	PS2A-Industry: 02/01/26 - 03/01/26 (6,409 kWhrs)	
3/19/2026	0000023411	KELLY ASSOCIATES MGMT GROUP		11,775.00
	3/3/2026	JAN-FEB 26	January 2026 - Professional Consulting Services	
	3/3/2026	JAN-FEB 26	February 2026 - DOF/FM Recruitment (incl. advertisement)	
3/19/2026	0000023412	KELLY SERVICES, INC.		1,446.80
	3/12/2026	5614896098	Week ending 03/08/26, Y. Bugarin Intern	
3/19/2026	0000023413	PROFORMA		29.17
	3/11/2026	B660001513A	Nameplate for Martin Koczanowicz	
3/19/2026	0000023414	PUBLIC STORAGE		518.00
	3/12/2026	APR 26	April 2026 Monthly Rent Space #B075 and Insurance	
	3/12/2026	APR 26	April 2026 Monthly Rent Space #B075 and Insurance	
3/19/2026	0000023415	QUADIENT, INC		202.16
	2/3/2026	17928846	Ink cartridge for postage meter	
3/19/2026	0000023416	SIGNARAMA-COVINA		3,621.97
	3/10/2026	INV-34207	Street banners for Waterfest 2026	
3/19/2026	0000023417	SOUTH PASADENA CHAMBER OF		125.00
	2/19/2026	10158	ANNUAL MEMBERSHIP MAR - 2026 MAR - 2027	

**Payment History Report**  
**Sorted By Check Number**  
**Activity From: 3/1/2026 to 3/31/2026**

**UPPER SAN GABRIEL VALLEY MWD (USG)**

Bank Code: A GENERAL FUND

Check Date	Check Number/ Invoice Date	Name Invoice Number	Invoice Description	Check Amount	
3/19/2026	0000023418 3/18/2026	SPEF 05/16/26CT	PARTI-GRAS 2026 - 2 tickets (will reimburse second ticket from expense account)	350.00	
3/19/2026	0000023419 3/10/2026	VERIZON WIRELESS 6138256982	Monthly Service period 02/11/26 - 03/10/26	223.26	
3/30/2026	0000023420 3/20/2026	789, INC. UW-620230	Marketing and creative consulting services, APRIL 2026	5,750.00	
3/30/2026	0000023421 3/20/2026	ACTIVE SAN GABRIEL VALLEY 2026028	Half-page horizontal ad	2,500.00	
3/30/2026	0000023422 3/10/2026	ALESHIRE & WYNDER LLP 104254	Transactional Fees	5,991.50	
		3/10/2026	104254	Transactional Fees	
		3/10/2026	104255	UprSGVMWD v. City of Alhambra, February 2026	
		3/10/2026	104256	Retainer, February 2026	
3/30/2026	0000023423 1/1/2026	GMS ELEVATOR SERVICE INC. 125984	MONTHLY SERVICE - JUNE 2025	323.00	
		3/1/2026	129192	MONTHLY SERVICE - FEBRUARY 2026	
3/30/2026	0000023424 3/26/2026	KIWANIS CLUB OF COVINA-SOUTH HILLS 032826UD	Kiwanis Coach Sponsor	2,500.00	
		3/26/2026	032826UD	Kiwanis Cheerleader Sponsor	
3/30/2026	0000023425 3/19/2026	SACRAMENTO RIVER WATERSHED 03/19/26UD	Supporting Sponsor	2,000.00	
3/30/2026	0000023426 3/19/2026	STETSON ENGINEERS, INC. 2533-238	1.01.001: Board and Committee Meetings - Engineer's Report for Board Meeting	25,608.05	
		3/19/2026	2533-238	1.01.002: Board and Committee Meetings - Prepare for and Attend Board and Committee Meetings	
		3/19/2026	2533-238	1.02.001: Staff Support/Assignments - General Administration On-Call	
		3/19/2026	2533-238	2.08.001: Golden Mussel Control Plan	
		3/19/2026	2533-238	5.02.003: Urban Water Management Plan - Prepare 2025 UWMP	
		3/17/2026	2728-045	Integrated Resources Plan Update	
3/30/2026	0000023427 3/23/2026	U.S. BANK CORPORATE MAR 26EC	Registration - Water Education for Latino Leaders (WELL) 2026 Annual Statewide Conference	980.43	
		3/23/2026	MAR 26FA	Staff Meeting	
		3/23/2026	MAR 26FA	2500 Watt SUPER QUIET Inverter Generator with CO SECURE Technology, California Compliant	
		3/23/2026	MAR 26FA	Table cover dry cleaning	
		3/23/2026	MAR 26FA	car wash, gas	
<b>Bank A Total:</b>				<b>203,776.91</b>	

**Payment History Report**  
**Sorted By Check Number**  
**Activity From: 3/1/2026 to 3/31/2026**

**UPPER SAN GABRIEL VALLEY MWD (USG)**

Bank Code: B WATER FUND

Check Date	Check Number/ Invoice Date	Name Invoice Number	Invoice Description	Check Amount
3/30/2026	0000001372 3/18/2026	CENTRAL BASIN MWD USGV-FEB26	January 2026, .09 AF	635.79
3/30/2026	0000001373 3/18/2026	CITY OF INDUSTRY CITY HALL R01312026-D	13.0 AF @ \$370/AF, Current Read: 392021 Previous Read: 391482	4,810.00
3/30/2026	0000001374 3/18/2026	CITY OF INDUSTRY CITY HALL R01312026-E	13.0 AF @ \$157/AF, Current Read: 392021 Previous Read: 391482	4,529.00
3/30/2026	0000001375 3/26/2026	SAN GABRIEL VALLEY M.W.D. 586	February 2026, 75.14 AF @ \$260 per AF	19,536.40
3/30/2026	0000001376 3/18/2026	SUBURBAN WATER SYSTEMS 6815	March 2026	1,940.83
<b>Bank B Total:</b>				<b>31,452.02</b>


**Payment History Report**  
**Sorted By Check Number**  
**Activity From: 3/1/2026 to 3/31/2026**

**UPPER SAN GABRIEL VALLEY MWD (USG)**

**Bank Code:** E WIRE TRANSFER

Check Date	Check Number/ Invoice Date	Name Invoice Number	Invoice Description	Check Amount
3/26/2026	0000060010	METROPOLITAN WATER DISTRICT		1,123,471.02
	2/10/2026	12115	JANUARY 2026 WATER PURCHASES	
	2/10/2026	12115	December 2025 Contribution	
	2/10/2026	12115	December 2025 Contribution	
	2/10/2026	12115	December 2025 Contribution	
	2/10/2026	12115	November 2025 Water Smart Home Kit Program	
	2/10/2026	12115	JANUARY 2026 Plant Voucher Program	
	2/10/2026	12115	MWD RTS Charge	
	2/10/2026	12115	Capacity Charge	
	2/10/2026	12115	January 2026 - Monrovia	
	2/10/2026	12115	January 2026 - So. Pasadena	

<b>Bank E Total:</b>	<u>1,123,471.02</u>
<b>Report Total:</b>	<u><u>1,358,699.95</u></u>



**UPPER SAN GABRIEL VALLEY MWD  
FINANCIAL SUMMARY AS OF MARCH 31, 2026**

<b>Expenses</b>	<b>FY ACTUAL MONTH</b>	<b>FY ACTUAL YEAR-TO-DATE</b>	<b>FY 2025-26 BUDGET</b>	<b>AMOUNT OF BUDGET REMAINING</b>	<b>PERCENT OF BUDGET REMAINING</b>	<b>Comments</b>
Administrative Expenses	\$ 123,553	\$ 2,486,875	\$ 2,892,000	\$ 405,125	14.0%	YTD expenses include payment of annual contribution to CalPERS related to Upper District's unfunded accrued liability. Annual provision for election cost will not be booked until June 30, 2026.
Water Conservation Program	89,405	1,397,558	1,901,600	504,042	26.5%	YTD expenses are consistent with budgeted amounts.
Stormwater Program	3,442	30,978	41,300	10,322	25.0%	YTD expenses are consistent with budgeted amounts.
Recycled Water Program	48,584	1,065,630	2,227,000	1,161,370	52.1%	As of March 31st, total recycled water purchases is about 1,450 AF, 69% of budget.
Water Quality and Supply Program	78,469	605,346	623,200	17,854	2.9%	YTD expenses are consistent with budgeted numbers except for engineering cost related to Golden Mussel Control Plan that is higher than anticipated.
Water Purchases	1,994,899	34,572,578	57,511,300	22,938,722	39.9%	As of March 31st, Upper Water has delivered 2,830 AF of treated water or 94% of budget, and 29,082 AF of untreated water or 56% of budget.
Operating Expenses	2,338,352	40,158,965	65,196,400	25,037,435	38.4%	
Operating Revenues	854,075	43,199,735	65,399,200	22,199,465	33.9%	As of March 31st, total untreated water sales is 29,082 AF, 56% of budget.
Net Reserve Activity from Operations (-/+)	(1,484,277)	3,040,770	202,800	n/a	n/a	
Capital Expenditures	-	-	197,000	197,000	100.0%	
Capital Program Revenues	-	-	-	-	0.0%	
Net Change in Cash Due to Capital Outlays	-	-	(197,000)	n/a	n/a	
Total Change in Fund Balances	\$ (1,484,277)	\$ 3,040,770	\$ 5,800	n/a	n/a	

UPPER SAN GABRIEL VALLEY MUNICIPAL WATER DISTRICT  
FINANCIAL STATEMENT AND BUDGET COMPARISON  
AS OF MARCH 31, 2026

	FY ACTUAL MONTH	FY ACTUAL YEAR-TO-DATE	FY 2025-26 BUDGET	AMOUNT OF BUDGET REMAINING	PERCENT OF BUDGET REMAINING
<b>ADMINISTRATIVE AND OPERATING REVENUES</b>					
<b>Water Rate Revenues</b>					
Tier 1 Treated	306,114	4,133,913	4,369,300	235,387	5%
Tier 1 Untreated	-	25,793,256	47,424,000	21,630,744	46%
Upper Surcharge Tier 1 Treated	(75,745)	201,510	309,000	107,490	35%
Upper Surcharge Tier 1 Untreated	-	1,408,317	5,356,000	3,947,683	74%
MWD Capacity Charge Revenue	56,550	366,500	394,000	27,500	7%
MWD RTS Revenue	1,334	5,292,028	-	(5,292,028)	0%
Gross MWD Standby Charge-Revenue Reconciliation	496,593	1,489,779	1,950,000	460,221	24%
MSGB Watermaster-Ready-to-Serve	6,300	56,700	75,600	18,900	25%
<b>Sub Total</b>	<b>791,146</b>	<b>38,742,003</b>	<b>59,877,900</b>	<b>21,135,897</b>	<b>35%</b>
<b>Revolving Revenue</b>					
MSGB Watermaster-SG River Watermaster	-	123,500	106,500	(17,000)	-16%
<b>Sub Total</b>	<b>-</b>	<b>123,500</b>	<b>106,500</b>	<b>(17,000)</b>	<b>-16%</b>
<b>Other Administrative Revenues</b>					
Interest/Investment Earnings	(8,612)	357,505	150,000	(207,505)	-138%
Taxes	2,817	628,998	822,000	193,002	23%
Other Income (Loss)	3,081	54,732	31,800	(22,932)	-72%
<b>Sub Total</b>	<b>(2,714)</b>	<b>1,041,235</b>	<b>1,003,800</b>	<b>(37,435)</b>	<b>-4%</b>
<b>TOTAL ADMINISTRATIVE REVENUES</b>	<b>788,432</b>	<b>39,906,738</b>	<b>60,988,200</b>	<b>21,081,462</b>	<b>35%</b>
<b>CAPITAL PROJECT FUND REVENUES</b>					
<b>Recycled Water Revenues</b>					
Recycled Water Sales	10,806	378,381	573,000	194,619	34%
Upper Recycled Water Surcharge Revenue	29,699	1,174,402	1,276,000	101,598	8%
Metropolitan Water District LRP Funds	3,235	101,717	120,000	18,283	15%
Parcel/Standby Charge	-	1,273,782	2,050,000	776,218	38%
Interest/Investment Earnings	(1,371)	26,165	13,000	(13,165)	-101%
<b>Sub Total</b>	<b>42,369</b>	<b>2,954,447</b>	<b>4,032,000</b>	<b>1,077,553</b>	<b>27%</b>
<b>Water Conservation Revenues</b>					
Conservation Program Contributions	26,841	313,736	322,500	8,764	3%
<b>Sub Total</b>	<b>26,841</b>	<b>313,736</b>	<b>322,500</b>	<b>8,764</b>	<b>3%</b>
<b>TOTAL CAPITAL PROJECT FUND REVENUES</b>	<b>69,210</b>	<b>3,268,183</b>	<b>4,354,500</b>	<b>1,086,317</b>	<b>25%</b>
<b>OTHER FUND REVENUES</b>					
<b>Water Quality and Supply Program Revenues</b>					
Interest/Investment Earnings	(2,848)	5,724	50,000	44,276	89%
<b>Sub Total</b>	<b>(2,848)</b>	<b>5,724</b>	<b>50,000</b>	<b>44,276</b>	<b>89%</b>
<b>Rate Stabilization Fund Revenues</b>					
Interest/Investment Earnings	(719)	19,090	6,500	(12,590)	-194%
<b>Sub Total</b>	<b>(719)</b>	<b>19,090</b>	<b>6,500</b>	<b>(12,590)</b>	<b>-194%</b>
<b>TOTAL OTHER FUND REVENUES</b>	<b>(3,567)</b>	<b>24,814</b>	<b>56,500</b>	<b>31,686</b>	<b>56%</b>
<b>TOTAL REVENUES</b>	<b>854,075</b>	<b>43,199,735</b>	<b>65,399,200</b>	<b>22,199,465</b>	<b>34%</b>

UPPER SAN GABRIEL VALLEY MUNICIPAL WATER DISTRICT  
FINANCIAL STATEMENT AND BUDGET COMPARISON  
AS OF MARCH 31, 2026

	FY ACTUAL MONTH	FY ACTUAL YEAR-TO-DATE	FY 2025-26 BUDGET	AMOUNT OF BUDGET REMAINING	PERCENT OF BUDGET REMAINING
<b>ADMINISTRATIVE EXPENSES</b>					
25% @ 3-31-26					
<b>Personnel Expenses</b>					
Employee Salaries	102,466	1,387,529	1,637,000	249,471	15%
Employee Benefits	18,575	273,995	389,500	115,505	30%
Retired Employee Benefits	12,990	119,923	122,100	2,177	2%
Employee Travel/Conference	3,434	20,020	60,000	39,980	67%
<b>Sub Total</b>	<b>137,465</b>	<b>1,801,467</b>	<b>2,208,600</b>	<b>407,133</b>	<b>18%</b>
<b>Director Expenses</b>					
Director Compensation	24,485	179,519	216,000	36,481	17%
Director Benefits	15,433	145,974	181,000	35,026	19%
Retired Director Benefits	1,672	24,091	28,400	4,309	15%
Director Public Outreach	1,999	16,168	25,000	8,832	35%
Director Travel/Conference	3,382	28,902	60,000	31,098	52%
<b>Sub Total</b>	<b>46,971</b>	<b>394,654</b>	<b>510,400</b>	<b>115,746</b>	<b>23%</b>
<b>Pension/OPEB Expense</b>					
CalPERS-Employees, Directors, Retirees	5	678,968	359,000	(319,968)	-89%
<b>Sub Total</b>	<b>5</b>	<b>678,968</b>	<b>359,000</b>	<b>(319,968)</b>	<b>-89%</b>
<b>Office Expenses</b>					
Office Supplies/Equipment	1,223	28,018	45,000	16,982	38%
Equipment Operations & Maintenance	611	5,633	22,000	16,367	74%
Computer Systems	223	58,136	63,000	4,864	8%
Dues and Assessments	-	84,354	86,600	2,246	3%
Meeting Expense	742	16,912	37,000	20,088	54%
<b>Sub Total</b>	<b>2,799</b>	<b>193,053</b>	<b>253,600</b>	<b>60,547</b>	<b>24%</b>
<b>Facility Expenses</b>					
Building Maintenance	2,193	41,163	64,000	22,837	36%
Liability/Property Insurance	-	84,400	82,200	(2,200)	-3%
Telephone/Utilities	1,866	32,396	56,000	23,604	42%
<b>Sub Total</b>	<b>4,059</b>	<b>157,959</b>	<b>202,200</b>	<b>44,241</b>	<b>22%</b>
<b>Professional Services</b>					
Legal/Financial	18,586	55,682	110,000	54,318	49%
Engineering	5,286	66,819	145,000	78,181	54%
Auditor	-	32,330	32,300	(30)	0%
Outside Services	17,365	86,358	55,000	(31,358)	-57%
Public Information/Outreach	-	432	1,700	1,268	75%
<b>Sub Total</b>	<b>41,237</b>	<b>241,621</b>	<b>344,000</b>	<b>102,379</b>	<b>30%</b>
<b>Other Expenses</b>					
Election Costs	-	-	322,000	322,000	100%
<b>Sub Total</b>	<b>-</b>	<b>-</b>	<b>322,000</b>	<b>322,000</b>	<b>100%</b>
<b>Allocation to Projects and Programs</b>					
Salaries/Overhead Allocated to Projects	(108,983)	(980,847)	(1,307,800)	(326,953)	25%
<b>Sub Total</b>	<b>(108,983)</b>	<b>(980,847)</b>	<b>(1,307,800)</b>	<b>(326,953)</b>	<b>25%</b>
<b>Total Administrative Expenses</b>	<b>123,553</b>	<b>2,486,875</b>	<b>2,892,000</b>	<b>405,125</b>	<b>14%</b>
<b>Water Purchases</b>					
Tier 1 Treated	414,175	4,263,054	4,369,300	106,246	2%
Tier 1 Untreated	-	25,793,256	47,424,000	21,630,744	46%
MWD Capacity Charge	91,713	302,313	394,000	91,687	23%
MWD Ready-to-Serve Charge	1,489,011	4,090,455	5,217,500	1,127,045	22%
<b>Sub Total Water Purchases</b>	<b>1,994,899</b>	<b>34,449,078</b>	<b>57,404,800</b>	<b>22,955,722</b>	<b>40%</b>
<b>Revolving Expenses</b>					
San Gabriel River Watermaster	-	123,500	106,500	(17,000)	-16%
<b>Sub Total Revolving Expenses</b>	<b>-</b>	<b>123,500</b>	<b>106,500</b>	<b>(17,000)</b>	<b>-16%</b>
<b>Total Water Purchases/Revolving Expenses</b>	<b>1,994,899</b>	<b>34,572,578</b>	<b>57,511,300</b>	<b>22,938,722</b>	<b>40%</b>
<b>TOTAL ADMINISTRATIVE EXPENSES</b>	<b>2,118,452</b>	<b>37,059,453</b>	<b>60,403,300</b>	<b>23,343,847</b>	<b>39%</b>

UPPER SAN GABRIEL VALLEY MUNICIPAL WATER DISTRICT  
FINANCIAL STATEMENT AND BUDGET COMPARISON  
AS OF MARCH 31, 2026

	FY ACTUAL MONTH	FY ACTUAL YEAR-TO-DATE	FY 2025-26 BUDGET	AMOUNT OF BUDGET REMAINING	PERCENT OF BUDGET REMAINING
<b>RECYCLED WATER PROGRAM EXPENSES</b>					
					25% @ 3-31-26
Water Purchases-Recycled Water	5,446	264,245	573,000	308,755	54%
SWRCB Loan Repayment	-	188,281	791,000	602,719	76%
Salaries and Overhead Allocation	6,642	59,778	79,700	19,922	25%
Standby Charge Development/Implementation	-	16,866	18,700	1,834	10%
Engineering - General	6,840	38,190	40,000	1,810	5%
Lobbyist	-	67,500	95,000	27,500	29%
Legal and Financial	-	-	3,000	3,000	100%
Public Information	-	2,406	5,000	2,594	52%
Operation and Maintenance Phase I/IIA	20,729	274,819	421,300	146,481	35%
Operation and Maintenance Phase IIB	8,927	153,545	200,300	46,755	23%
<b>Sub Total</b>	<b>48,584</b>	<b>1,065,630</b>	<b>2,227,000</b>	<b>1,161,370</b>	<b>52%</b>
<b>TOTAL RECYCLED WATER PROGRAM EXPENSES</b>	<b>48,584</b>	<b>1,065,630</b>	<b>2,227,000</b>	<b>1,161,370</b>	<b>52%</b>
<b>STORMWATER PROGRAM EXPENSES</b>					
<b>Stormwater Program</b>					
Salaries and Overhead Allocation	3,442	30,978	41,300	10,322	25%
<b>Sub Total</b>	<b>3,442</b>	<b>30,978</b>	<b>41,300</b>	<b>10,322</b>	<b>25%</b>
<b>TOTAL STORMWATER PROGRAM EXPENSES</b>	<b>3,442</b>	<b>30,978</b>	<b>41,300</b>	<b>10,322</b>	<b>25%</b>
<b>CAPITAL PROGRAM EXPENSES</b>					
<b>San Gabriel Valley Water Recycling Project</b>					
Direct Reuse Program	-	-	100,000	100,000	100%
Legal and Financial	-	-	2,000	2,000	100%
<b>Sub Total</b>	<b>-</b>	<b>-</b>	<b>102,000</b>	<b>102,000</b>	<b>100%</b>
<b>Other Capital Program Expenses</b>					
USG Connections	-	-	95,000	95,000	100%
<b>Sub Total</b>	<b>-</b>	<b>-</b>	<b>95,000</b>	<b>95,000</b>	<b>100%</b>
<b>TOTAL CAPITAL PROGRAM EXPENSES</b>	<b>-</b>	<b>-</b>	<b>197,000</b>	<b>197,000</b>	<b>100%</b>

UPPER SAN GABRIEL VALLEY MUNICIPAL WATER DISTRICT  
FINANCIAL STATEMENT AND BUDGET COMPARISON  
AS OF MARCH 31, 2026

	FY ACTUAL MONTH	FY ACTUAL YEAR-TO-DATE	FY 2025-26 BUDGET	AMOUNT OF BUDGET REMAINING	PERCENT OF BUDGET REMAINING 25% @ 3-31-26
<b>WATER CONSERVATION EXPENSES</b>					
<b>WATER USE EFFICIENCY PROGRAM</b>					
<b>Residential Programs</b>					
Member Agency Administered Programs	740	241,762	167,500	(74,262)	-44%
Regional Rebate Program	1,903	26,854	50,000	23,146	46%
<b>Sub Total</b>	<b>2,643</b>	<b>268,616</b>	<b>217,500</b>	<b>(51,116)</b>	<b>-24%</b>
<b>Commercial/Industrial/Institution Programs</b>					
Member Agency Administered Programs	-	35,338	105,000	69,662	66%
Regional Rebate Program	-	5,000	-	(5,000)	0%
<b>Sub Total</b>	<b>-</b>	<b>40,338</b>	<b>105,000</b>	<b>64,662</b>	<b>62%</b>
<b>Allocation to Conservation Programs</b>					
Salaries & Overhead	19,625	176,625	235,500	58,875	25%
<b>Sub Total</b>	<b>19,625</b>	<b>176,625</b>	<b>235,500</b>	<b>58,875</b>	<b>25%</b>
<b>TOTAL WATER USE EFFICIENCY PROGRAM EXPENSES</b>	<b>22,268</b>	<b>485,579</b>	<b>558,000</b>	<b>72,421</b>	<b>13%</b>
<b>EDUCATION &amp; COMMUNITY OUTREACH PROGRAM</b>					
<b>Watershed Programs</b>					
Natural Vegetation Restoration Program	-	9,124	20,000	10,876	54%
<b>Sub Total</b>	<b>-</b>	<b>9,124</b>	<b>20,000</b>	<b>10,876</b>	<b>54%</b>
<b>Educational Programs</b>					
Educational Activities	4,219	29,786	60,000	30,214	50%
Memberships	525	119,949	145,000	25,051	17%
Educational Materials/Grant Program	-	21,515	60,000	38,485	64%
Educational Outreach Programs/Events	4,743	11,847	160,000	148,153	93%
<b>Sub Total</b>	<b>9,487</b>	<b>183,097</b>	<b>425,000</b>	<b>241,903</b>	<b>57%</b>
<b>Outreach and Information Programs</b>					
Public Workshops/Seminars	-	11,389	40,000	28,611	72%
Conservation Devices/Items	1,350	44,202	45,000	798	2%
Bottled Water Program	259	4,375	15,500	11,125	72%
Community/Industry Sponsorships	9,300	38,850	35,000	(3,850)	-11%
Displays/Fairs/Presentations	101	2,901	5,000	2,099	42%
Conferences/Meetings	2,751	13,780	12,000	(1,780)	-15%
Public Information	4,680	66,899	100,000	33,101	33%
Technical Assistance	(8,114)	110,609	70,000	(40,609)	-58%
Legal/Financial	148	2,178	10,000	7,822	78%
<b>Sub Total</b>	<b>10,475</b>	<b>295,183</b>	<b>332,500</b>	<b>37,317</b>	<b>11%</b>
<b>Allocation to Conservation Programs</b>					
Salaries & Overhead	47,175	424,575	566,100	141,525	25%
<b>Sub Total</b>	<b>47,175</b>	<b>424,575</b>	<b>566,100</b>	<b>141,525</b>	<b>25%</b>
<b>TOTAL EDUCATION &amp; COMMUNITY OUTREACH PROGRAM EXPENSES</b>	<b>67,137</b>	<b>911,979</b>	<b>1,343,600</b>	<b>431,621</b>	<b>32%</b>
<b>TOTAL WATER CONSERVATION EXPENSES</b>	<b>89,405</b>	<b>1,397,558</b>	<b>1,901,600</b>	<b>504,042</b>	<b>27%</b>
<b>WATER QUALITY AND SUPPLY PROGRAM EXPENSES</b>					
<b>Policy 9-00-8 Groundwater Remediation Projects</b>					
Engineering for Water Supply Projects	28,696	161,048	73,000	(88,048)	-121%
Legislative Consultant	10,000	91,080	125,000	33,920	27%
Outside Services	2,500	27,679	-	(27,679)	0%
<b>Sub Total</b>	<b>41,196</b>	<b>279,807</b>	<b>198,000</b>	<b>(81,807)</b>	<b>-41%</b>
<b>Other Expenses</b>					
Urban Water Management Plan/Related Studies	2,101	6,184	20,000	13,816	69%
Integrated Resources Plan	1,719	24,239	10,000	(14,239)	-142%
Water Supply Reliability Plan/Emergency Preparedness	-	3,435	5,000	1,565	31%
Legal and Financial	1,353	2,781	5,000	2,219	44%
Salaries and Overhead Allocation	32,100	288,900	385,200	96,300	25%
<b>Sub Total</b>	<b>37,273</b>	<b>325,539</b>	<b>425,200</b>	<b>99,661</b>	<b>23%</b>
<b>TOTAL WATER QUALITY AND SUPPLY PROGRAM EXPENSES</b>	<b>78,469</b>	<b>605,346</b>	<b>623,200</b>	<b>17,854</b>	<b>3%</b>
<b>TOTAL ADMINSTRATIVE/OPERATING/PROGRAM EXPENSES</b>	<b>2,338,352</b>	<b>40,158,965</b>	<b>65,393,400</b>	<b>25,234,435</b>	<b>39%</b>

**UPPER SAN GABRIEL VALLEY MUNICIPAL WATER DISTRICT  
SUMMARY OF CASH AND INVESTMENTS  
March 31, 2026**

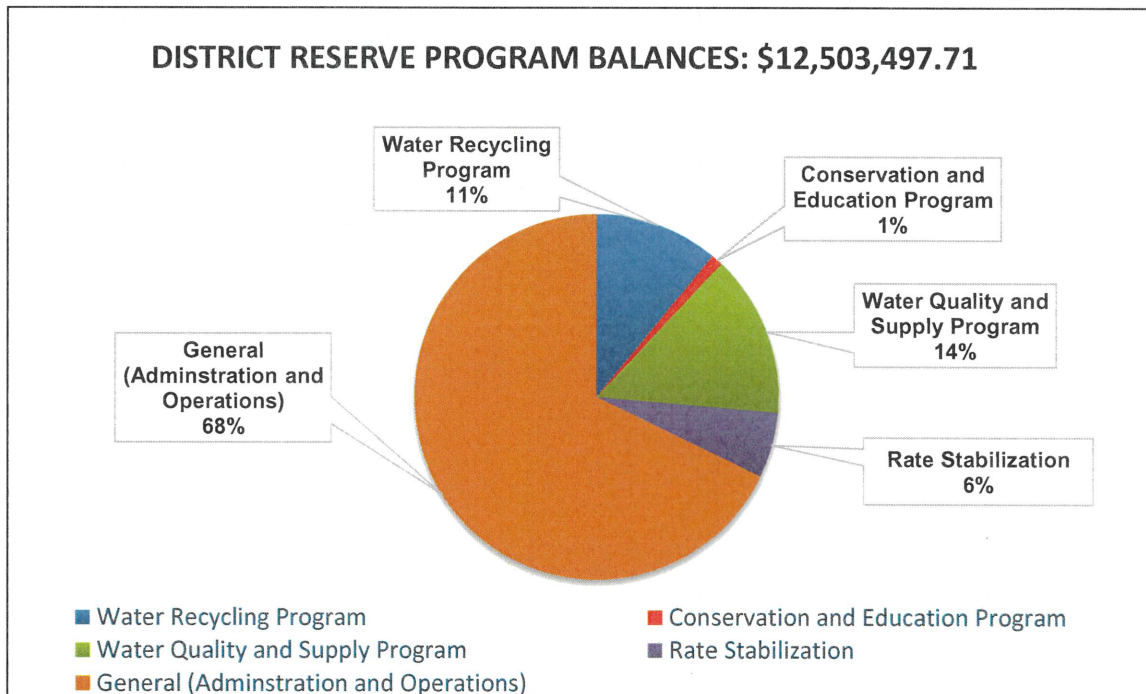
**CASH AND INVESTMENT BALANCES**

	<b>Amount (\$)</b>	
<b>Cash Account Balances</b>		
General Fund-Checking	\$	319,770.49
Water Fund-Checking		1,298,455.51
Revolving Fund		96,768.99
Revolving Payroll Fund		267,528.05
Total Cash Account Balances	\$	1,982,523.04
<b>Investment Account Balances</b>		
	<b>Market Value</b>	<b>Cost/Book Value</b>
Local Agency Investment Fund	\$ 4,718,645.39	\$ 4,718,645.39 *1
Other Investments	5,802,329.28	5,747,893.88 *2
Total Investment Account Balances	\$ 10,520,974.67	\$ 10,466,539.27
<b>Total Cash and Investment Balances</b>	<b>\$ 12,503,497.71</b>	<b>(see picture chart below)</b>

**PROGRAM BALANCES**

Program Fund:		
Water Recycling Program	\$	1,374,992.00
Conservation and Education Program		127,054.00
Water Quality and Supply Program		1,793,642.00
Sub Total		3,295,688.00
Rate Stabilization		723,910.00
Adminstration & Operations		8,483,899.71
<b>Total Program Balances</b>	<b>\$ 12,503,497.71</b>	

**MANAGEMENT STATEMENT:** It is the opinion of management that all fund balances are in compliance with all applicable statutes and the current investment policy of the District. It is also the opinion of management that projected cash flow liquidity is adequate to meet the next six months of expected obligations of the District.



\*1: Source Local Agency Investment Fund 3/31/26 Statement

\*2: Source Chandler Asset Management 3/31/26 Statement



248 E. Foothill Blvd., Suite 200  
Monrovia, CA, 91016

P: 626-443-2297

E: info@usgvmwd.org

Board of Directors	Anthony R. Fellow, Ph.D. Division 1	Charles M. Treviño Division 2	Ed Chavez Division 3	Katarina Garcia Division 4	Jennifer Santana Division 5
--------------------	--	----------------------------------	-------------------------	-------------------------------	--------------------------------

**DATE:** March 31, 2026  
**TO:** Board of Directors  
**FROM:** District Treasurer Ed Chavez  
**SUBJECT:** Quarterly Report Regarding District Investments as of March 31, 2026

The Board of Directors of the Upper San Gabriel Valley Municipal Water District (Upper Water) has adopted a policy regarding the investment of district funds. The policy established specific guidelines for district investment activity, delegated investment responsibility and authority to the General Manager and set forth requirements for the Treasurer of the Board to oversee all Upper Water investment transactions and make regular reports to the Board regarding district investments. This letter is the Treasurer’s Report of Upper Water investment activity for the quarter ended March 31, 2026.

As of March 31, 2026, Upper Water had \$4,718,645.39 invested in the State of California’s Local Agency Investment Fund (LAIF), which earned 3.98% during the quarter.

Upper Water investments managed by Chandler Asset Management has a total market value of \$5,802,329.28 and an average market yield of 3.93% as of March 31, 2026. Details are as follows:

<u>Security Type</u>	<u>Cost/Book Value</u>	<u>Market Value</u>
ABS	\$ 429,822.09	\$ 427,800.43
Agency	1,062,788.40	1,080,693.02
Agency CMBS	399,261.72	398,517.00
Money Market Fund	39,451.60	39,451.60
U.S. Corporate	1,324,268.75	1,327,993.58
U.S. Treasury	2,337,157.63	2,369,963.90
Supranational	154,743.70	157,509.76
Cash	399.99	399.99
<b>Totals</b>	<b>\$ 5,747,893.88</b>	<b>\$ 5,802,329.28</b>

To the best of my knowledge, as Treasurer of the Upper Water, this report is an accurate representation of district investments and these investments comply with Upper Water’s investment policy and applicable statutes. Detailed information regarding all Upper Water investments is attached with this memorandum for your review.

//Attachments

California State Treasurer  
**Fiona Ma, CPA**



Local Agency Investment Fund  
P.O. Box 942809  
Sacramento, CA 94209-0001  
(916) 653-3001

April 02, 2026

LAIF Home  
PMIA Average Monthly  
Yields

UPPER SAN GABRIEL VALLEY MUNICIPAL  
WATER DISTRICT  
GENERAL MANAGER  
248 E. FOOTHILL BLVD, SUITE 200  
MONROVIA, CA 91016

Tran Type Definitions

**Account Number:** 90-19-021

March 2026 Statement

**Account Summary**

Total Deposit:	0.00	Beginning Balance:	4,718,645.39
Total Withdrawal:	0.00	Ending Balance:	4,718,645.39



# PMIA/LAIF Performance Report as of 04/22/26



## Quarterly Performance Quarter Ended 03/31/26

LAIF Apportionment Rate <sup>(2)</sup> :	3.98
LAIF Earnings Ratio <sup>(2)</sup> :	0.00010906180047888
LAIF Administrative Cost <sup>(1)*</sup> :	0.24
LAIF Fair Value Factor <sup>(1)</sup> :	0.999980831
PMIA Daily <sup>(1)</sup> :	3.82
PMIA Quarter to Date <sup>(1)</sup> :	3.92
PMIA Average Life <sup>(1)</sup> :	261

## PMIA Average Monthly Effective Yields<sup>(1)</sup>

<b>March</b>	<b>3.826</b>
February	3.871
January	3.931
December	4.025
November	4.096
October	4.150

## Pooled Money Investment Account Monthly Portfolio Composition <sup>(1)</sup> 03/31/26 \$165.3 billion

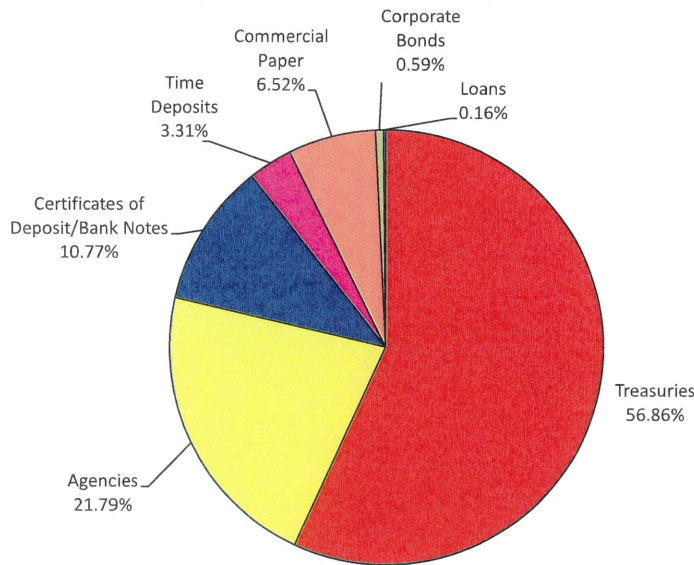


Chart does not include \$829,000.00 in mortgages, which equates to 0.001%. Percentages may not total 100% due to rounding.

Daily rates are now available here. [View PMIA Daily Rates](#)

Notes: The apportionment rate includes interest earned on the CalPERS Supplemental Pension Payment pursuant to Government Code 20825 (c)(1).

\*The percentage of administrative cost equals the total administrative cost divided by the quarterly interest earnings. The law provides that administrative costs are not to exceed 5% of quarterly EARNINGS of the fund. However, if the 13-week Daily Treasury Bill Rate on the last day of the fiscal year is below 1%, then administrative costs shall not exceed 8% of quarterly EARNINGS of the fund for the subsequent fiscal year.

Source:

<sup>(1)</sup> State of California, Office of the Treasurer

<sup>(2)</sup> State of California, Office of the Controller



## State of California Pooled Money Investment Account Market Valuation 3/31/2026

Description	Carrying Cost Plus Accrued Interest Purch.	Amortized Cost	Fair Value	Accrued Interest
United States Treasury:				
Bills	\$ 44,722,522,982.34	\$ 45,041,222,236.88	\$ 45,033,151,400.00	NA
Notes	\$ 49,292,258,674.55	\$ 49,271,989,419.91	\$ 49,320,696,150.00	\$ 406,254,298.00
Federal Agency:				
SBA	\$ 284,735,106.47	\$ 284,670,977.29	\$ 282,270,088.95	\$ 954,910.41
MBS-REMICs	\$ 828,976.21	\$ 828,976.21	\$ 834,536.98	\$ 3,616.34
Debentures	\$ 4,170,836,653.34	\$ 4,170,836,653.34	\$ 4,169,747,640.00	\$ 33,432,528.40
Debentures FR	\$ -	\$ -	\$ -	\$ -
Debentures CL	\$ 2,450,000,000.00	\$ 2,450,000,000.00	\$ 2,447,226,000.00	\$ 31,675,185.50
Discount Notes	\$ 18,589,440,826.53	\$ 18,748,772,124.99	\$ 18,737,614,500.00	NA
Supranational:				
Debentures	\$ 4,234,413,202.81	\$ 4,234,289,244.48	\$ 4,225,099,790.00	\$ 34,129,170.50
Debentures FR	\$ -	\$ -	\$ -	\$ -
Debentures CL	\$ 300,000,000.00	\$ 300,000,000.00	\$ 300,916,000.00	\$ 2,155,555.00
Discount Notes	\$ 5,996,263,597.22	\$ 6,051,445,319.44	\$ 6,048,424,000.00	NA
CDs and YCDs FR	\$ -	\$ -	\$ -	\$ -
Bank Notes	\$ 400,000,000.00	\$ 400,000,000.00	\$ 399,517,809.83	\$ 3,603,472.22
CDs and YCDs	\$ 17,400,000,000.00	\$ 17,400,000,000.00	\$ 17,390,638,342.15	\$ 180,555,958.37
Commercial Paper	\$ 10,784,921,083.25	\$ 10,855,911,297.17	\$ 10,853,096,291.64	NA
Corporate:				
Bonds FR	\$ -	\$ -	\$ -	\$ -
Bonds	\$ 973,660,364.24	\$ 973,256,676.74	\$ 970,809,904.00	\$ 9,472,413.81
Repurchase Agreements	\$ -	\$ -	\$ -	\$ -
Reverse Repurchase	\$ -	\$ -	\$ -	\$ -
Time Deposits	\$ 5,472,000,000.00	\$ 5,472,000,000.00	\$ 5,472,000,000.00	NA
PMIA & GF Loans	\$ 266,015,740.00	\$ 266,015,740.00	\$ 266,015,740.00	NA
<b>TOTAL</b>	<b>\$ 165,337,897,206.96</b>	<b>\$ 165,921,238,666.45</b>	<b>\$ 165,918,058,193.55</b>	<b>\$ 702,237,108.55</b>

Fair Value Including Accrued Interest

\$ 166,620,295,302.10

Repurchase Agreements, Time Deposits, PMIA & General Fund loans, and Reverse Repurchase agreements are carried at portfolio book value (carrying cost).

The value of each participating dollar equals the fair value divided by the amortized cost (0.999980831)  
As an example: if an agency has an account balance of \$20,000,000.00, then the agency would report its participation in the LAIF valued at \$19,999,616.63 or \$20,000,000.00 x 0.999980831



## PAR VALUES MATURING BY DATE AND TYPE

### Maturities in Millions of Dollars<sup>1</sup>

ITEM	1 day to 30 days	31 days to 60 days	61 days to 90 days	91 days to 120 days	121 days to 150 days	151 days to 180 days	181 days to 210 days	211 days to 270 days	271 days to 1 year	1 year to 2 years	2 years to 3 years	3 years to 4 years	4 years to 5 year/out	Total	Weight (% of Total)
TREASURY	\$ 8,400	\$ 10,850	\$ 9,850	\$ 8,900	\$ 9,850	\$ 7,100	\$ 5,750	\$ 2,400	\$ 5,500	\$ 16,100	\$ 6,950	\$ 2,300	\$ 800	\$ 94,750	56.83%
AGENCY <sup>2</sup>	\$ 5,335	\$ 6,100	\$ 1,650	\$ 8,550	\$ 2,233	\$ 2,750	\$ 1,450	\$ 350	\$ 300	\$ 1,240	\$ 2,370	\$ 3,250	\$ 1,200	\$ 36,778	22.06%
CDs + BNs	\$ 3,500	\$ 2,550	\$ 900	\$ 3,800	\$ 1,650	\$ 1,500	\$ 1,400	\$ 900	\$ 1,500	\$ 100				\$ 17,800	10.68%
CP	\$ 2,250	\$ 2,300	\$ 1,050	\$ 2,800	\$ 1,050	\$ 850	\$ 350	\$ 300						\$ 10,950	6.57%
TDs	\$ 1,573	\$ 600	\$ 1,110	\$ 976	\$ 453	\$ 760								\$ 5,472	3.28%
CORP BND	\$ 105		\$ 25	\$ 30	\$ 25	\$ 34	\$ 40	\$ 50	\$ 119	\$ 80	\$ 228	\$ 75	\$ 165	\$ 976	0.59%
REPO														\$ -	0.00%
BAs														\$ -	0.00%
<b>TOTAL</b>	<b>\$ 21,163</b>	<b>\$ 22,400</b>	<b>\$ 14,585</b>	<b>\$ 25,056</b>	<b>\$ 15,261</b>	<b>\$ 12,994</b>	<b>\$ 8,990</b>	<b>\$ 4,000</b>	<b>\$ 7,419</b>	<b>\$ 17,520</b>	<b>\$ 9,548</b>	<b>\$ 5,625</b>	<b>\$ 2,165</b>	<b>\$ 166,726</b>	<b>100.00%</b>
Percent	12.69%	13.44%	8.75%	15.03%	9.15%	7.79%	5.39%	2.40%	4.45%	10.51%	5.73%	3.37%	1.30%		
Cumulative %	12.69%	26.13%	34.88%	49.90%	59.06%	66.85%	72.24%	74.64%	79.09%	89.60%	95.33%	98.70%	100.00%		

<sup>1</sup> Figures are rounded to the nearest million. Percentages may be off due to rounding. Totals do not include PMIA and General Fund loans.

<sup>2</sup> SBA Floating Rate Securities are represented at coupon change date. Mortgages are represented at current book value.

# MONTHLY ACCOUNT STATEMENT

Upper San Gabriel Valley Municipal Water District | Account #10214 | As of March 31, 2026

CHANDLER ASSET MANAGEMENT | [chandlerasset.com](http://chandlerasset.com)

**Chandler Team:**

For questions about your account, please call (800) 317-4747,  
or contact [clientservice@chandlerasset.com](mailto:clientservice@chandlerasset.com)

**Custodian:**

US Bank

# PORTFOLIO SUMMARY

Upper San Gabriel Valley Municipal Water District | Account #10214 | As of March 31, 2026

## Portfolio Characteristics

Average Modified Duration	1.47
Average Coupon	4.11%
Average Purchase YTM	4.11%
Average Market YTM	3.93%
Average Credit Quality*	AA+
Average Final Maturity	1.73
Average Life	1.60

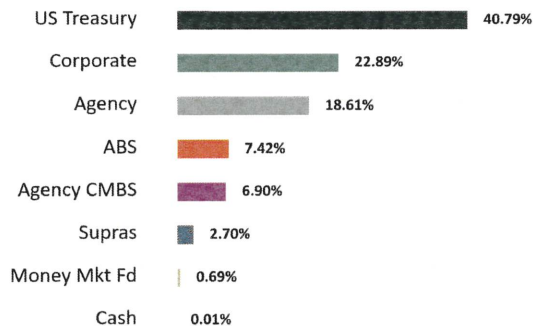
## Account Summary

	End Values as of 02/28/2026	End Values as of 03/31/2026
Market Value	5,761,659.97	5,754,554.80
Accrued Interest	54,219.69	47,774.49
<b>Total Market Value</b>	<b>5,815,879.65</b>	<b>5,802,329.28</b>
Income Earned	16,423.91	22,550.80
Cont/WD	0.00	0.00
Par	5,721,825.52	5,749,851.59
Book Value	5,726,065.94	5,751,561.72
Cost Value	5,723,780.97	5,747,893.88

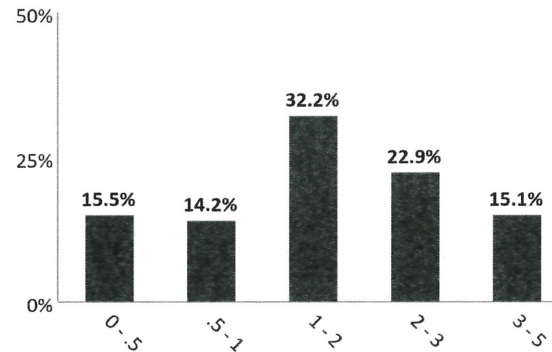
## Top Issuers

United States	40.79%
Farm Credit System	12.57%
Federal Home Loan Mortgage Corp	6.90%
Federal Home Loan Banks	6.04%
American Express Credit Master Trust	1.75%
Mercedes-Benz Auto Receivables Trust	1.75%
WF Card Issuance Trust	1.74%
Chase Issuance Trust	1.74%

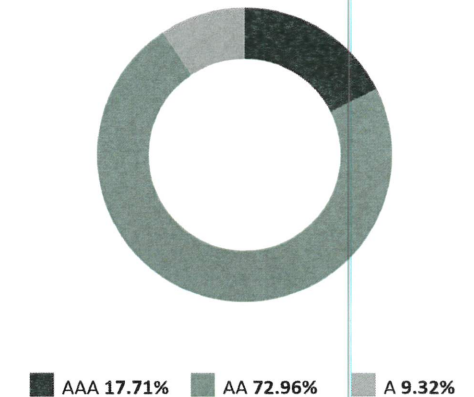
## Sector Allocation



## Maturity Distribution



## Credit Quality\*



## Performance Review

Total Rate of Return**	1M	3M	YTD	1YR	2YRS	3YRS	5YRS	10YRS	Since Inception (06/01/14)
Upper San Gabriel VMWD	(0.22%)	0.51%	0.51%	3.84%	4.59%	4.39%	2.38%	2.02%	1.85%
Benchmark Return	(0.23%)	0.45%	0.45%	3.85%	4.59%	4.28%	2.29%	1.93%	1.76%

\*The average credit quality is a weighted average calculation of the highest of S&P, Moody's and Fitch.

\*\*Periods over 1 year are annualized.

Benchmark: ICE BofA 0-3 Year US Treasury Index

# STATEMENT OF COMPLIANCE



Upper San Gabriel Valley Municipal Water District | Account #10214 | As of March 31, 2026

Rules Name	Limit	Actual	Compliance Status	Notes
<b>ASSET BACKED/MORTGAGE BACKED/COLLATERALIZED MORTGAGE OBLIGATIONS</b>				
Max % (MV)	20.0	7.4	Compliant	
Max % Issuer (MV)	5.0	1.8	Compliant	
Max Maturity (Years)	5.0	4.5	Compliant	
Min Rating (AA- by 1)	0.0	0.0	Compliant	
<b>COLLATERALIZED BANK DEPOSITS</b>				
Max Maturity (Years)	1.0	0.0	Compliant	
Min Rating (F1 by Fitch if > FDIC Limit)	0.0	0.0	Compliant	
<b>COLLATERALIZED TIME DEPOSITS (NON-NEGOTIABLE CD/TD)</b>				
Max Maturity (Years)	1.0	0.0	Compliant	
Min Rating (F1 by Fitch if > FDIC Limit)	0.0	0.0	Compliant	
<b>CORPORATE MEDIUM TERM NOTES</b>				
Max % (MV)	30.0	22.9	Compliant	
Max % Issuer (MV)	5.0	1.1	Compliant	
Max Maturity (Years)	5	3	Compliant	
Min Rating (A- by 1 if < 2 Years; AA- if > 2 Years)	0.0	0.0	Compliant	
<b>FDIC INSURED TIME DEPOSITS (NON-NEGOTIABLE CD/TD)</b>				
Max Maturity (Years)	1	0.0	Compliant	
<b>FEDERAL AGENCIES</b>				
Max % (MV)	60.0	18.6	Compliant	
Max Maturity (Years)	5	2	Compliant	
<b>LOCAL AGENCY INVESTMENT FUND (LAIF)</b>				
Max Concentration (MV)	75.0	0.0	Compliant	
<b>LOCAL GOVERNMENT INVESTMENT POOL (LGIP)</b>				
Max % (MV)	100.0	0.0	Compliant	
<b>MONEY MARKET MUTUAL FUNDS</b>				
Max % (MV)	20.0	0.7	Compliant	
Min Rating (AAA by 2)	0.0	0.0	Compliant	
<b>NEGOTIABLE CERTIFICATES OF DEPOSIT (NCD)</b>				
Max % (MV)	30.0	0.0	Compliant	
Max Maturity (Years)	1	0.0	Compliant	
Min Rating (F1 by Fitch if > FDIC Limit)	0.0	0.0	Compliant	

# STATEMENT OF COMPLIANCE



Upper San Gabriel Valley Municipal Water District | Account #10214 | As of March 31, 2026

Rules Name	Limit	Actual	Compliance Status	Notes
<b>SUPRANATIONAL OBLIGATIONS</b>				
Max % (MV)	30.0	2.7	Compliant	
Max % Issuer (MV)	10.0	1.7	Compliant	
Max Maturity (Years)	5	0.0	Compliant	
Min Rating (AA- by 1)	0.0	0.0	Compliant	
<b>U.S. TREASURIES</b>				
Max % (MV)	100.0	40.8	Compliant	
Max Maturity (Years)	5	3	Compliant	

# RECONCILIATION SUMMARY



Upper San Gabriel Valley Municipal Water District | Account #10214 | As of March 31, 2026

## Maturities / Calls

Month to Date	(100,000.00)
Fiscal Year to Date	(1,289,000.00)

## Principal Paydowns

Month to Date	0.00
Fiscal Year to Date	0.00

## Purchases

Month to Date	497,730.61
Fiscal Year to Date	4,062,361.52

## Sales

Month to Date	(244,356.97)
Fiscal Year to Date	(2,601,365.41)

## Interest Received

Month to Date	30,302.94
Fiscal Year to Date	189,390.88

## Purchased / Sold Interest

Month to Date	(1,244.82)
Fiscal Year to Date	(11,306.84)

## Accrual Activity Summary

	Month to Date	Fiscal Year to Date (07/01/2025)
Beginning Book Value	5,726,065.94	5,582,294.71
Maturities/Calls	(100,000.00)	(1,289,000.00)
Principal Paydowns	0.00	0.00
Purchases	497,730.61	4,062,361.52
Sales	(244,356.97)	(2,601,365.41)
Change in Cash, Payables, Receivables	(127,815.73)	(3,202.75)
Amortization/Accretion	(62.13)	473.65
Realized Gain (Loss)	0.00	0.00
Ending Book Value	5,751,561.72	5,751,561.72

## Fair Market Activity Summary

	Month to Date	Fiscal Year to Date (07/01/2025)
Beginning Market Value	5,761,659.96	5,609,752.19
Maturities/Calls	(100,000.00)	(1,289,000.00)
Principal Paydowns	0.00	0.00
Purchases	497,730.61	4,062,361.52
Sales	(244,356.97)	(2,601,365.41)
Change in Cash, Payables, Receivables	(127,815.73)	(3,202.75)
Amortization/Accretion	(62.13)	473.65
Change in Net Unrealized Gain (Loss)	(32,600.95)	(24,464.41)
Realized Gain (Loss)	0.00	0.00
Ending Market Value	5,754,554.80	5,754,554.80

# HOLDINGS REPORT



Upper San Gabriel Valley Municipal Water District | Account #10214 | As of March 31, 2026

Cusip	Security Description	Par Value/ Units	Purchase Date Purchase Yield	Cost Value Book Value	Mkt Price Mkt YTM	Market Value Accrued Int.	% of Port. Gain/Loss	Moody's/ S&P/ Fitch	Maturity Duration
<b>ABS</b>									
58768YAD7	MBALT 2025-A A3 4.61 04/16/2029	100,000.00	09/24/2025 3.87%	101,410.16 101,106.48	100.72 4.21%	100,724.40 204.89	1.75% (382.08)	NA/AAA AAA	3.04 1.61
02589BAE0	AMXCA 2024-3 A 4.65 07/15/2027	100,000.00	09/24/2025 3.85%	101,449.22 101,035.16	100.75 4.09%	100,747.80 206.67	1.75% (287.36)	NA/AAA AAA	1.29 1.23
92970QAE5	WFCIT 2024-2 A 4.29 10/15/2029	100,000.00	09/24/2025 3.88%	100,863.28 100,646.88	100.41 4.05%	100,409.30 190.67	1.74% (237.58)	Aaa/AAA NA	3.54 1.46
161571HZ0	CHAIT 2025-1 A 4.16 07/15/2030	100,000.00	10/23/2025 3.76%	101,101.56 100,925.53	100.25 4.08%	100,254.40 184.89	1.74% (671.13)	NA/AAA AAA	4.29 2.14
89240KAD0	TAOT 2026-A A3 3.86 09/15/2030	25,000.00	01/13/2026 4.13%	24,997.87 24,997.96	99.34 4.22%	24,834.53 42.89	0.43% (163.43)	Aaa/AAA NA	4.46 2.03
<b>Total ABS</b>		<b>425,000.00</b>	<b>3.86%</b>	<b>429,822.09</b> <b>428,712.01</b>	<b>100.46</b> <b>4.11%</b>	<b>426,970.43</b> <b>830.00</b>	<b>7.42%</b> <b>(1,741.59)</b>		<b>3.12</b> <b>1.63</b>
<b>AGENCY</b>									
3133EPFT7	FEDERAL FARM CREDIT BANKS FUNDING CORP 3.75 04/13/2026	100,000.00	04/10/2023 3.99%	99,332.00 99,992.69	100.00 3.78%	99,998.80 1,750.00	1.74% 6.11	Aa1/AA+ AA+	0.04 0.03
3130AWLZ1	FEDERAL HOME LOAN BANKS 4.75 06/12/2026	90,000.00	07/19/2023 4.45%	90,720.00 90,049.00	100.18 3.76%	90,165.33 1,294.38	1.57% 116.33	Aa1/AA+ AA+	0.20 0.20
3133EPZY4	FEDERAL FARM CREDIT BANKS FUNDING CORP 5.0 07/30/2026	100,000.00	10/30/2023 5.01%	99,970.00 99,996.41	100.42 3.70%	100,415.50 847.22	1.74% 419.09	Aa1/AA+ AA+	0.33 0.33
3133EPUW3	FEDERAL FARM CREDIT BANKS FUNDING CORP 4.75 09/01/2026	95,000.00	10/23/2023 4.99%	94,392.00 94,910.81	100.41 3.75%	95,385.13 376.04	1.66% 474.32	Aa1/AA+ AA+	0.42 0.41
3130AXUG3	FEDERAL HOME LOAN BANKS 4.625 11/17/2026	105,000.00	11/16/2023 4.69%	104,814.15 104,961.00	100.54 3.74%	105,569.00 1,807.60	1.83% 608.00	Aa1/AA+ AA+	0.63 0.61
3133EP6K6	FEDERAL FARM CREDIT BANKS FUNDING CORP 4.5 03/26/2027	125,000.00	03/25/2024 4.45%	125,181.25 125,059.42	100.67 3.80%	125,834.00 78.13	2.19% 774.58	Aa1/AA+ AA+	0.99 0.96
3133ERFJ5	FEDERAL FARM CREDIT BANKS FUNDING CORP 4.5 05/20/2027	100,000.00	05/23/2024 4.80%	99,184.50 99,690.54	100.80 3.77%	100,796.40 1,637.50	1.75% 1,105.86	Aa1/AA+ AA+	1.14 1.08
3133ERMB4	FEDERAL FARM CREDIT BANKS FUNDING CORP 4.25 07/23/2027	100,000.00	07/22/2024 4.34%	99,752.00 99,891.74	100.63 3.75%	100,632.70 802.78	1.75% 740.96	Aa1/AA+ AA+	1.31 1.26
3133ERNP2	FEDERAL FARM CREDIT BANKS FUNDING CORP 4.0 08/06/2027	100,000.00	08/22/2024 3.86%	100,383.00 100,174.80	100.33 3.74%	100,333.10 611.11	1.74% 158.30	Aa1/AA+ AA+	1.35 1.29
3130AWTR1	FEDERAL HOME LOAN BANKS 4.375 09/08/2028	150,000.00	09/15/2023 4.51%	149,059.50 149,538.81	101.29 3.81%	151,939.05 419.27	2.64% 2,400.24	Aa1/AA+ AA+	2.44 2.29

# HOLDINGS REPORT



Upper San Gabriel Valley Municipal Water District | Account #10214 | As of March 31, 2026

Cusip	Security Description	Par Value/ Units	Purchase Date Purchase Yield	Cost Value Book Value	Mkt Price Mkt YTM	Market Value Accrued Int.	% of Port. Gain/Loss	Moody's/ S&P/ Fitch	Maturity Duration
<b>Total Agency</b>		<b>1,065,000.00</b>	<b>4.51%</b>	<b>1,062,788.40</b> <b>1,064,265.22</b>	<b>100.57</b> <b>3.76%</b>	<b>1,071,069.01</b> <b>9,624.03</b>	<b>18.61%</b> <b>6,803.78</b>		<b>0.97</b> <b>0.92</b>
<b>AGENCY CMBS</b>									
3137FEBQ2	FHMS K-072 A2 3.444 12/25/2027	100,000.00	01/22/2026 3.77%	99,242.19 99,314.26	98.91 4.02%	98,905.10 287.00	1.72% (409.16)	Aa1/AA+ AAA	1.74 1.58
3137FEZU7	FHMS K-076 A2 3.9 04/25/2028	100,000.00	09/24/2025 3.81%	100,011.72 100,009.36	99.49 4.07%	99,491.00 325.00	1.73% (518.36)	Aa1/AA+ AAA	2.07 1.85
3137FG6X8	FHMS K-077 A2 3.85 05/25/2028	100,000.00	09/24/2025 3.81%	99,902.34 99,921.36	99.37 4.07%	99,369.10 320.83	1.73% (552.26)	Aa1/AA+ AAA	2.15 1.95
3137FGZT5	FHMS K-079 A2 3.926 06/25/2028	100,000.00	09/24/2025 3.81%	100,105.47 100,085.59	99.49 4.08%	99,491.80 327.17	1.73% (593.79)	Aa1/AAA AA+	2.24 2.08
<b>Total Agency CMBS</b>		<b>400,000.00</b>	<b>3.80%</b>	<b>399,261.72</b> <b>399,330.56</b>	<b>99.31</b> <b>4.06%</b>	<b>397,257.00</b> <b>1,260.00</b>	<b>6.90%</b> <b>(2,073.56)</b>		<b>2.05</b> <b>1.86</b>
<b>CASH</b>									
CCYUSD	Receivable	399.99	--	399.99 399.99	1.00	399.99 0.00	0.01% 0.00	Aaa/AAA AAA	0.00 0.00
<b>Total Cash</b>		<b>399.99</b>		<b>399.99</b> <b>399.99</b>	<b>1.00</b>	<b>399.99</b> <b>0.00</b>	<b>0.01%</b> <b>0.00</b>		<b>0.00</b> <b>0.00</b>
<b>CORPORATE</b>									
00287YDR7	ABBVIE INC 4.8 03/15/2027	60,000.00	09/23/2025 3.89%	60,733.20 60,460.95	100.50 4.25%	60,302.70 128.00	1.05% (158.25)	A2/A- NA	0.96 0.84
025816CP2	AMERICAN EXPRESS CO 3.3 05/03/2027	60,000.00	09/23/2025 3.90%	59,444.40 59,623.60	99.16 4.10%	59,494.98 814.00	1.03% (128.62)	A2/A- A	1.09 1.04
665859AW4	NORTHERN TRUST CORP 4.0 05/10/2027	60,000.00	09/24/2025 3.87%	60,114.00 60,075.86	99.88 4.11%	59,928.36 940.00	1.04% (147.50)	A2/A+ A+	1.11 1.06
009158AY2	AIR PRODUCTS AND CHEMICALS INC 1.85 05/15/2027	60,000.00	09/23/2025 3.83%	58,123.20 58,716.37	97.63 4.03%	58,576.62 419.33	1.02% (139.75)	A2/A NA	1.12 1.09
756109BG8	REALTY INCOME CORP 3.95 08/15/2027	60,000.00	09/24/2025 3.97%	59,978.40 59,984.29	99.51 4.32%	59,704.62 302.83	1.04% (279.67)	A3/A- NA	1.38 1.31
63743HFT4	NATIONAL RURAL UTILITIES COOPERATIVE FINANCE CORP 4.12 09/16/2027	60,000.00	09/24/2025 3.90%	60,240.60 60,175.05	99.80 4.26%	59,878.74 103.00	1.04% (296.31)	A2/A- A	1.46 1.40

# HOLDINGS REPORT



Upper San Gabriel Valley Municipal Water District | Account #10214 | As of March 31, 2026

Cusip	Security Description	Par Value/ Units	Purchase Date Purchase Yield	Cost Value Book Value	Mkt Price Mkt YTM	Market Value Accrued Int.	% of Port. Gain/Loss	Moody's/ S&P/ Fitch	Maturity Duration
89236TKJ3	TOYOTA MOTOR CREDIT CORP 4.55 09/20/2027	60,000.00	09/23/2025 3.90%	60,740.40 60,547.65	100.57 4.15%	60,341.82 83.42	1.05% (205.83)	A1/A+ A+	1.47 1.41
828807DE4	SIMON PROPERTY GROUP LP 3.375 12/01/2027	60,000.00	01/21/2026 3.86%	59,481.00 59,533.82	98.59 4.26%	59,155.68 675.00	1.03% (378.14)	A3/A NA	1.67 1.58
61747YEK7	MORGAN STANLEY 2.475 01/21/2028	60,000.00	01/21/2026 4.36%	59,081.40 59,168.35	98.43 4.57%	59,059.56 288.75	1.03% (108.79)	A1/A- A+	1.81 0.78
532457CU0	ELI LILLY AND CO 4.55 02/12/2028	60,000.00	09/24/2025 3.81%	60,964.20 60,748.15	100.81 4.09%	60,483.06 371.58	1.05% (265.09)	Aa3/A+ NA	1.87 1.69
341081GN1	FLORIDA POWER & LIGHT CO 4.4 05/15/2028	60,000.00	09/24/2025 3.87%	60,742.80 60,587.98	100.40 4.20%	60,240.42 997.33	1.05% (347.56)	Aa2/A+ AA-	2.12 1.83
30303M8L9	META PLATFORMS INC 4.6 05/15/2028	60,000.00	12/09/2025 3.81%	61,056.00 60,917.99	101.10 4.05%	60,661.08 1,042.67	1.05% (256.91)	Aa3/AA- NA	2.12 1.90
12572QAJ4	CME GROUP INC 3.75 06/15/2028	60,000.00	12/09/2025 3.79%	59,949.60 59,955.75	99.25 4.11%	59,551.56 662.50	1.03% (404.19)	Aa3/AA- AA-	2.21 2.07
02079KAV9	ALPHABET INC 3.875 11/15/2028	60,000.00	-- 3.78%	60,150.80 60,132.15	99.68 4.00%	59,805.54 936.46	1.04% (326.61)	Aa2/AA+ NA	2.63 2.43
023135CS3	AMAZON.COM INC 3.9 11/20/2028	60,000.00	-- 3.88%	60,026.55 60,023.22	99.57 4.07%	59,743.56 851.50	1.04% (279.66)	A1/AA AA-	2.64 2.45
06406RBN6	BANK OF NEW YORK MELLON CORP 4.543 02/01/2029	60,000.00	09/23/2025 3.94%	60,799.80 60,624.03	100.50 4.45%	60,299.40 454.30	1.05% (324.63)	Aa3/A AA-	2.84 1.73
92826CAY8	VISA INC 3.8 02/12/2029	60,000.00	02/04/2026 3.78%	60,027.00 60,025.78	99.39 4.03%	59,635.14 310.33	1.04% (390.64)	Aa3/AA- NA	2.87 2.67
857477CN1	STATE STREET CORP 4.53 02/20/2029	60,000.00	09/23/2025 4.00%	60,717.60 60,563.30	100.56 4.37%	60,336.72 309.55	1.05% (226.58)	Aa3/A AA-	2.89 1.78
09290DAA9	BLACKROCK INC 4.7 03/14/2029	60,000.00	09/23/2025 3.87%	61,574.40 61,334.24	101.55 4.13%	60,932.64 133.17	1.06% (401.60)	Aa3/AA- NA	2.95 2.66
58933YBW4	MERCK & CO INC 3.85 03/15/2029	60,000.00	12/09/2025 3.93%	59,851.20 59,865.19	99.27 4.11%	59,564.10 102.67	1.04% (301.09)	Aa3/A+ NA	2.96 2.76
46647PAV8	JPMORGAN CHASE & CO 4.203 07/23/2029	60,000.00	09/23/2025 4.09%	60,178.20 60,145.60	99.43 4.68%	59,655.06 476.34	1.04% (490.54)	A1/A AA-	3.31 2.16
06051GHM4	BANK OF AMERICA CORP 4.271 07/23/2029	60,000.00	09/23/2025 4.08%	60,294.00 60,240.21	99.59 4.69%	59,755.44 484.05	1.04% (484.77)	A1/A- AA-	3.31 2.16
<b>Total Corporate</b>		<b>1,320,000.00</b>	<b>3.91%</b>	<b>1,324,268.75</b> <b>1,323,449.53</b>	<b>99.79</b> <b>4.23%</b>	<b>1,317,106.80</b> <b>10,886.78</b>	<b>22.89%</b> <b>(6,342.73)</b>		<b>2.13</b> <b>1.77</b>

# HOLDINGS REPORT



Upper San Gabriel Valley Municipal Water District | Account #10214 | As of March 31, 2026


Cusip	Security Description	Par Value/ Units	Purchase Date Purchase Yield	Cost Value Book Value	Mkt Price Mkt YTM	Market Value Accrued Int.	% of Port. Gain/Loss	Moody's/ S&P/ Fitch	Maturity Duration
<b>MONEY MARKET FUND</b>									
31846V203	FIRST AMER:GVT OBLG Y	39,451.60	-- 3.28%	39,451.60 39,451.60	1.00 3.28%	39,451.60 0.00	0.69% 0.00	Aaa/ AAAm AAA	0.00 0.00
<b>Total Money Market Fund</b>		<b>39,451.60</b>	<b>3.28%</b>	<b>39,451.60</b> <b>39,451.60</b>	<b>1.00</b> <b>3.28%</b>	<b>39,451.60</b> <b>0.00</b>	<b>0.69%</b> <b>0.00</b>		<b>0.00</b> <b>0.00</b>
<b>SUPRANATIONAL</b>									
4581X0EKO	INTER-AMERICAN DEVELOPMENT BANK 4.5 05/15/2026	100,000.00	06/27/2023 4.53%	99,923.00 99,996.75	100.08 3.75%	100,083.80 1,700.00	1.74% 87.05	Aaa/AAA NA	0.12 0.12
45950KDF4	INTERNATIONAL FINANCE CORP 4.375 01/15/2027	55,000.00	11/29/2023 4.49%	54,820.70 54,954.39	100.40 3.86%	55,217.86 508.10	0.96% 263.47	Aaa/AAA NA	0.79 0.76
<b>Total Supranational</b>		<b>155,000.00</b>	<b>4.52%</b>	<b>154,743.70</b> <b>154,951.14</b>	<b>100.19</b> <b>3.79%</b>	<b>155,301.66</b> <b>2,208.10</b>	<b>2.70%</b> <b>350.51</b>		<b>0.36</b> <b>0.35</b>
<b>US TREASURY</b>									
91282CHB0	UNITED STATES TREASURY 3.625 05/15/2026	140,000.00	05/23/2023 3.98%	138,610.94 139,943.77	99.98 3.75%	139,969.62 1,920.65	2.43% 25.85	Aa1/AA+ AA+	0.12 0.12
91282CHU8	UNITED STATES TREASURY 4.375 08/15/2026	100,000.00	08/24/2023 4.69%	99,144.53 99,892.87	100.21 3.78%	100,213.30 543.85	1.74% 320.43	Aa1/AA+ AA+	0.38 0.37
91282CHY0	UNITED STATES TREASURY 4.625 09/15/2026	125,000.00	09/15/2023 4.72%	124,682.62 124,951.51	100.39 3.75%	125,485.50 267.07	2.18% 533.99	Aa1/AA+ AA+	0.46 0.45
91282CLS8	UNITED STATES TREASURY 4.125 10/31/2026	100,000.00	11/26/2024 4.29%	99,691.41 99,906.50	100.18 3.81%	100,175.80 1,732.04	1.74% 269.30	Aa1/AA+ AA+	0.59 0.56
91282CJP7	UNITED STATES TREASURY 4.375 12/15/2026	120,000.00	09/25/2024 3.53%	122,151.56 120,685.31	100.43 3.75%	120,514.44 1,543.27	2.09% (170.87)	Aa1/AA+ AA+	0.71 0.68
91282CJT9	UNITED STATES TREASURY 4.0 01/15/2027	125,000.00	01/31/2024 4.00%	124,985.35 124,996.08	100.20 3.74%	125,246.63 1,049.72	2.18% 250.55	Aa1/AA+ AA+	0.79 0.77
91282CKE0	UNITED STATES TREASURY 4.25 03/15/2027	125,000.00	04/25/2024 4.86%	122,954.10 124,323.86	100.48 3.73%	125,603.50 245.41	2.18% 1,279.64	Aa1/AA+ AA+	0.96 0.93
91282CKJ9	UNITED STATES TREASURY 4.5 04/15/2027	125,000.00	04/25/2024 4.85%	123,793.95 124,578.33	100.76 3.74%	125,951.63 2,596.15	2.19% 1,373.30	Aa1/AA+ AA+	1.04 0.99
91282CKV2	UNITED STATES TREASURY 4.625 06/15/2027	150,000.00	06/26/2024 4.51%	150,462.89 150,188.06	100.94 3.82%	151,406.25 2,039.32	2.63% 1,218.19	Aa1/AA+ AA+	1.21 1.15

# HOLDINGS REPORT



Upper San Gabriel Valley Municipal Water District | Account #10214 | As of March 31, 2026

Cusip	Security Description	Par Value/ Units	Purchase Date Purchase Yield	Cost Value Book Value	Mkt Price Mkt YTM	Market Value Accrued Int.	% of Port. Gain/Loss	Moody's/ S&P/ Fitch	Maturity Duration
91282CKZ3	UNITED STATES TREASURY 4.375 07/15/2027	100,000.00	07/22/2024 4.30%	100,218.75 100,094.58	100.68 3.83%	100,679.70 918.51	1.75% 585.12	Aa1/AA+ AA+	1.29 1.23
91282CLG4	UNITED STATES TREASURY 3.75 08/15/2027	100,000.00	08/22/2024 3.82%	99,812.50 99,913.58	99.88 3.84%	99,875.00 466.16	1.74% (38.58)	Aa1/AA+ AA+	1.38 1.32
91282CLL3	UNITED STATES TREASURY 3.375 09/15/2027	120,000.00	09/25/2024 3.48%	119,653.13 119,829.76	99.35 3.84%	119,217.24 187.09	2.07% (612.52)	Aa1/AA+ AA+	1.46 1.40
91282CLQ2	UNITED STATES TREASURY 3.875 10/15/2027	100,000.00	10/23/2024 4.02%	99,593.75 99,789.77	100.06 3.83%	100,062.50 1,788.46	1.74% 272.73	Aa1/AA+ AA+	1.54 1.45
91282CLX7	UNITED STATES TREASURY 4.125 11/15/2027	120,000.00	11/26/2024 4.23%	119,643.75 119,804.93	100.43 3.85%	120,515.64 1,873.34	2.09% 710.71	Aa1/AA+ AA+	1.63 1.53
91282CPT2	UNITED STATES TREASURY 3.5 01/15/2029	120,000.00	03/05/2026 3.59%	119,704.69 119,712.03	99.15 3.82%	118,978.08 881.77	2.07% (733.95)	Aa1/AA+ AA+	2.79 2.61
91282CQA2	UNITED STATES TREASURY 3.5 02/15/2029	150,000.00	02/11/2026 3.55%	149,789.06 149,797.35	99.13 3.82%	148,699.20 652.62	2.58% (1,098.15)	Aa1/AA+ AA+	2.88 2.70
91282CMA6	UNITED STATES TREASURY 4.125 11/30/2029	150,000.00	12/19/2024 4.40%	148,154.30 148,631.57	100.83 3.88%	151,242.15 2,073.83	2.63% 2,610.58	Aa1/AA+ AA+	3.67 3.33
91282CGB1	UNITED STATES TREASURY 3.875 12/31/2029	150,000.00	09/22/2025 3.66%	151,283.20 151,126.91	99.93 3.89%	149,900.40 1,461.15	2.60% (1,226.51)	Aa1/AA+ AA+	3.75 3.43
91282CGJ4	UNITED STATES TREASURY 3.5 01/31/2030	125,000.00	03/26/2026 3.99%	122,827.15 122,834.88	98.61 3.89%	123,261.75 725.14	2.14% 426.87	Aa1/AA+ AA+	3.84 3.53
<b>Total US Treasury</b>		<b>2,345,000.00</b>	<b>4.13%</b>	<b>2,337,157.63</b> <b>2,341,001.66</b>	<b>100.09</b> <b>3.81%</b>	<b>2,346,998.32</b> <b>22,965.58</b>	<b>40.79%</b> <b>5,996.66</b>		<b>1.68</b> <b>1.57</b>
<b>Total Portfolio</b>		<b>5,749,851.59</b>	<b>4.11%</b>	<b>5,747,893.88</b> <b>5,751,561.72</b>	<b>99.40</b> <b>3.93%</b>	<b>5,754,554.80</b> <b>47,774.49</b>	<b>100.00%</b> <b>2,993.07</b>		<b>1.73</b> <b>1.47</b>
<b>Total Market Value + Accrued</b>						<b>5,802,329.28</b>			



**Upper San Gabriel Valley Municipal Water District  
 Summary of Director Outreach Expenses  
 For the period ended March 31, 2026**

Director	Jul-25	Aug-25	Sep-25	Oct-25	Nov-25	Dec-25	Jan-26	Feb-26	Mar-26	YTD Actual	Balance Remaining
Director Chavez	\$ -	2,500.00	-	-	-	-	1,000.00	500.00	225.00	\$ 4,225.00	\$ 775.00
Director Fellow	400.00	419.00	-	-	-	957.50	-	800.00		2,576.50	2,423.50
Director Treviño	-	750.00	-	-	-	500.00	-	-	475.00	1,725.00	3,275.00
Director Santana	500.00	360.00	1,750.00	-	-	-	350.00	-	299.00	3,259.00	1,741.00
Director Garcia	500.00	1,000.00	50.00	-	-	-	1,000.00	-	1,000.00	3,550.00	1,450.00
<b>Total</b>	<b>\$ 1,400.00</b>	<b>5,029.00</b>	<b>1,800.00</b>	<b>-</b>	<b>-</b>	<b>1,457.50</b>	<b>2,350.00</b>	<b>1,300.00</b>	<b>1,999.00</b>	<b>\$ 15,335.50</b>	<b>\$ 9,664.50</b>



Upper San Gabriel Valley Municipal Water District  
Director Public Outreach Program Expenses  
Summary of Director Outreach Expenses

---

Director Fellow

<u>Paid Date</u>	<u>Description</u>	<u>Amount</u>	<u>Check #</u>	<u>Recipient</u>
07/06/25	Summer Concert 2025	400.00	24141	City of Monrovia
08/13/25	Super Box Listing 2025/26	419.00	24175	Chamber Directory Services
12/03/25	33rd Lunar New Year Gala	600.00	24264	Arcadia High School Chinese Parents Booster Club
12/29/25	Membership Dues: 10/01/25 - 09/30/26	357.50	24279	Arcadia Chamber of Commerce
02/12/26	Lunar Carnival	800.00	23337	USC Arcadia Hospital Foundation
		<b>Total</b>		
		<u>2,576.50</u>		
	<b>Outreach Fund Balance</b>	<u>2,423.50</u>		

Upper San Gabriel Valley Municipal Water District  
Director Public Outreach Program Expenses  
Summary of Director Outreach Expenses

---

Director Treviño

<u>Paid Date</u>	<u>Description</u>	<u>Amount</u>	<u>Check #</u>	<u>Recipient</u>
08/05/25	Rose Parade Sponsorship	750.00	24166	South Pasadena Tournament of Roses Association
12/03/25	2025 Holiday Banner Sponsorship	200.00	24265	South Pasadena Chamber of Commerce
12/03/25	2025 Tiger Run Sponsorship	300.00	24266	South Pasadena High School Tiger Booster
03/19/26	Membership Renewal: March 26 - March 27	125.00	23417	South Pasadena Chamber of Commerce
03/19/26	2026 Parti-Gras Sponsorship	350.00	23418	South Pasadena Education Foundation
		<b>Total</b>		
		<u>1,725.00</u>		
	<b>Outreach Fund Balance</b>	<u>3,275.00</u>		

Upper San Gabriel Valley Municipal Water District  
 Director Public Outreach Program Expenses  
 Summary of Director Outreach Expenses

Director Santana

<u>Paid Date</u>	<u>Description</u>	<u>Amount</u>	<u>Check #</u>	<u>Recipient</u>
07/15/25	Pride of the Valley 5K Run/Fun Walk	500.00	24145	City of Baldwin Park
08/05/25	2025 Membership Fee	310.00	24164	Irwindale Chamber of Commerce
08/13/25	2025-2026 Annual Membership	50.00	24174	Baldwin Park Business Association
09/09/25	Dia De Los Muertos	750.00	24191	Downtown El Monte Business Association
09/08/25	3rd Annual Golf Tournament	500.00	24192	San Gabriel Valley Conservation and Service Corps
09/16/25	Toy Drive and Golf Tournament	500.00	24207	Baldwin Park Business Association
01/15/26	Spirit Stick Sponsorship	350.00	23277	Sierra Vista High School
03/16/26	2026-2027 Annual Membership	299.00	23392	Duarte Chamber of Commerce
		<b>Total</b>		
		<u><u>3,259.00</u></u>		
	<b>Outreach Fund Balance</b>			
		<u><u>1,741.00</u></u>		

Upper San Gabriel Valley Municipal Water District  
Director Public Outreach Program Expenses  
Summary of Director Outreach Expenses

---

Director Garcia

<u>Paid Date</u>	<u>Description</u>	<u>Amount</u>	<u>Check #</u>	<u>Recipient</u>
07/08/25	2025 Film Festival	500.00	24142	Film It West Covina
08/05/25	2025 Covina Valley Golf Tournament	1,000.00	24165	Optimist International
09/09/25	Festival of Frights 2025	50.00	24190	West Covina Community Services Foundation
01/26/26	2026 Sponsorship Program	1,000.00	23283	City of Covina Parks & Recreation Department
03/30/26	Annual Pancake Breakfast	1,000.00	23424	Kiwanis Club of Covina-South Hills
		<b>Total</b>		
		<u>3,550.00</u>		
	<b>Outreach Fund Balance</b>	<u>1,450.00</u>		

## MEMORANDUM

### Item 8. (a) Action

**DATE:** May 13, 2026

**TO:** Board of Directors

**FROM:** General Manager

**SUBJECT:** Authorize the General Manager to execute a professional services task order amendment for \$117,000 with Stetson Engineers, Inc. (Stetson) for engineering support services related to addressing the Golden Mussel issues.

### Recommendation

Staff recommends that the Board of Directors:

1. Authorize the General Manager to execute a professional services task order amendment for \$117,000 with Stetson Engineers, Inc. (Stetson) for engineering support services related to preparation of a Golden Mussel prevention and control plan for a total amount not-to-exceed \$225,000 for services through September 2026.
2. Amend the Fiscal Year 2025/26 Water Quality and Supply Program Budget to \$823,000 an increase of \$200,000.

### Background

Stetson provides general engineering and water resource consulting to Upper Water. Specific work such as District boundary adjustments and preparation of the Emergency Response Action Plan are typically authorized by Task Orders under Stetsons general engineering contract. The discovery of the Golden Mussel, an invasive species, in California last year and the mussels presence in the State Water Project (SWP) necessitates preparation of a mussel control plan to comply with State law. The mussel control plan is also being required by Los Angeles County Flood Control (County) who suspended water deliveries in September 2025.

Upper Water has been coordinating with the San Gabriel Valley water agencies, Watermaster, Three Valleys MWD and San Gabriel Valley MWD (Partnering Agencies) in addressing the impacts related to the mussel. These agencies have agreed to prepare a comprehensive mussel control plan for all SWP delivery locations. In May 2025 the General Manager executed a Stetson Task Order for the preparation of this control plan and in December 2025 the Board approved a task order amendment of \$50,000. In addition, the Partnering Agencies have entered into a cost sharing agreement for the preparation of the mussel control plan.

As the mussel control plan is being prepared there have been several meetings with the County to review the draft plan and respond to comments and issues raised by the County. Responding to the County's comments and addressing their concerns has required significant additional effort beyond the original Stetson Task Order scope of work. The County has also requested assistance in evaluating impacts and developing control measures for their flood control infrastructure.

Additional authorization is needed to continue preparation of a final mussel control plan. Future reviews by the County and submittal and review by the California Department of Fish and Wildlife may require additional funding.

Staff is recommending that the Board authorize the task order amendment with Stetson Engineering, Inc. for task order total not to exceed amount of \$225,000. Under the cost sharing agreement Upper Waters' share of this cost is 25% or \$or 56,250.

**Fiscal Impact**

The current budget includes funds for general water supply and engineering activities, but invasive mussels were not considered when the budget was adopted. The recommended budget expense increase of \$200,000 will be partially offset with revenue from the cost sharing agreement.

Apr 24, 2026

## **Delta Conveyance Project achieves important milestone, advances closer to construction**

SACRAMENTO — Yesterday, Governor Newsom's Delta Conveyance Project achieved an important milestone: the Delta Stewardship Council decisively backed the project's certification of consistency, an important step towards final permitting. The certification, which was submitted by the Department of Water Resources last October, demonstrates that the project meets key requirements of the Delta Reform Act and the Delta Plan, which protect the Delta ecosystem and California's water supply.

*The science is clear: California must quickly complete the Delta Conveyance Project in order to meet our water needs in the future. I thank the Delta Stewardship Council for their thorough review and look forward to final approval to get this vital infrastructure built while also protecting our environment. With this project meeting this milestone, we are closer than ever to seeing this important piece of infrastructure completed and benefiting all Californians. Let's get this built.*

- Governor Gavin Newsom

The Council's decision upholds a vast majority of the certification of consistency and leaves just two technical issues to be resolved in future proceedings, reaffirming that the project can be built while also protecting the precious ecosystem of the Delta.

The Delta Conveyance Project is vital to ensuring that California can continue to provide water to all of its residents through the State Water Project, which moves, and stores water used by 27 million people and 750,000 acres of farmland. California is expected to lose 10% of its water supply due to hotter and drier conditions by 2040, threatening the water supply for millions of Californians — and the reliability of the State Water Project could be reduced by as much as 23%. The Delta Conveyance Project will help offset and recover these future climate-driven water losses.

Built starting in the 1960s, the State Water Project stretches from Oroville to Riverside. Its canals, hydroelectric generators, and pumping plants move water from the Sacramento-San Joaquin Delta to 29 public water agencies, largely based in the South Bay, Central Coast, South Coast, Inland Empire, and Kern County. The local public water agencies cover the costs of operating the State Water Project. Without the completion of the Delta Conveyance Project, the ability of the State Water Project to reliably deliver water to homes, farms, and businesses will decline.

The Delta Conveyance Project will expand the state's ability to improve water supply reliability, while also maintaining fishery and water quality protections. During atmospheric rivers last year, the Delta Conveyance Project could have captured enough water for 9.8 million people's yearly usage.

Governor Newsom first announced his commitment to the project during his first State of the State, modernizing the previous administration's plans to address seismic and reliability issues and ensure that this critical piece of infrastructure could be built quickly and without delay. The Governor has led efforts to move the DCP forward, including DWR's certification of a final environmental impact report in December 2023 and securing financial support from water agencies throughout the state serving a majority of Californians.

California is building more, faster for all. Learn more at [build.ca.gov](https://build.ca.gov).



May 1, 2026

## FOR IMMEDIATE RELEASE

### **Lower Basin States Advance Plan to Deliver More Than 3.2 Million Acre-Feet Through 2028 to Protect Colorado River**

*~ Proposal adds at least 700,000 acre-feet of conservation on top of the 1.25 million acre-feet annual Lower Basin reductions proposed earlier ~*

The Lower Basin States of Arizona, California, and Nevada today advanced a plan to stabilize the Colorado River through 2028, responding to declining reservoir levels, record low inflows to Lake Powell, and increasing risk of reaching critical elevations at both Lake Powell and Lake Mead.

Earlier in the post-2026 process, the Lower Basin took a significant step by proposing 1.25 million acre-feet in annual reductions, with an additional 250,000 acre-feet from Mexico, totaling 1.5 million acre-feet per year.

This proposal builds on that foundation with an expanded system conservation program across the Lower Basin with an estimated contribution of at least 700,000 acre-feet and a target of up to 1 million acre-feet. In total, the plan identifies more than 3.2 million acre-feet of water contributions to the system through 2028.

The proposal is an integrated package addressing Lake Powell releases, Upper Initial Unit operations, Lower Basin reductions, additional conservation, use of Intentionally Created Surplus, and system infrastructure improvements. Lower Basin contributions are contingent on these coordinated operations to ensure system stability as well as appropriate funding.

“With this proposal, the Lower Basin is putting forth real action to stabilize water supply along the Colorado River. We’re putting forward additional measurable water contributions for the system. Without that, the system will continue to decline,” said JB Hamby, Chairman of the Colorado River Board of California.

“This proposal is about moving from ideas to implementation,” said John Entsminger, General Manager of the Southern Nevada Water Authority. “It pairs real measurable water contributions with sensible dry-condition operations at Lake Powell and across the

Upper Initial Units. Now is the time for every water user in the Basin to double down on water conservation as we face historically dry hydrology."

"This proposal reflects the creativity and commitment of water users across the Lower Basin who continue to step forward with solutions that support the river," said Tom Buschatzke, Director of the Arizona Department of Water Resources. "We have shown that collaborative, voluntary efforts and reductions that are certain can produce meaningful water savings."

The Lower Basin states recognize the Upper Basin's call for mediation and are open to that process. However, current conditions require immediate, measurable water reductions from every state. The Lower Basin states stand ready to engage in a meaningful process for long-term solutions while encouraging the Upper Basin to step forward now with verifiable water contributions to help stabilize the system and support a near-term, seven-state bridge.

The Lower Basin states confirmed that the proposal preserves legal accountability under the Colorado River Compact, including Upper Basin delivery obligations, while maintaining a clear path toward a broader agreement among all seven Basin States.

The plan has been advanced to the federal government for consideration as part of the ongoing post-2026 planning process and is intended to provide a near-term bridge through 2028 while long-term operating guidelines are finalized.

Implementation of key elements of the proposal, including expanded system conservation, will require federal partnership. The proposal remains subject to approval by the Arizona Legislature and relevant California and Nevada water agency governing boards.

**Press Contacts:**

**Arizona:** Doug MacEachern, [dmaceachern@azwater.gov](mailto:dmaceachern@azwater.gov)

**Nevada:** Bronson Mack, [bronson.mack@snwa.com](mailto:bronson.mack@snwa.com)

**California:** Fernando Castro-Alvarez, [fscastro@iid.com](mailto:fscastro@iid.com)

###

## News for Immediate Release\_\_

### Contacts:

Rebecca Kimitch, (213) 217-6450; (202) 821-5253, mobile; rkimitch@mwdh2o.com  
Maritza Fairfield, (213) 217-6853; (909) 816-7722, mobile; mfairfield@mwdh2o.com

# Metropolitan issues statement on Lower Basin Plan for near-term Colorado River operations

**May 1, 2026**

*Metropolitan Water District General Manager Shivaji Deshmukh issues the following statement regarding the revised Lower Basin proposal for Colorado River operations through 2028, submitted today to the U.S. Bureau of Reclamation.*

“Metropolitan has been working for more than a year toward building a consensus among all Colorado River water users for post-2026 operations, to improve both sustainability and certainty on the river. Unfortunately, all seven states have not been able to reach an agreement. With record-low snowpack in the Colorado River Basin producing what is forecast to be the second worst runoff in history, we have shifted to addressing the immediate critical hydrology, working with our Lower Basin partners.

“The plan put forth today by the Lower Basin aims to address the historically dry conditions in the near term, through reductions in water use and other actions. This conservation will help us prepare for the serious challenges the Basin will be confronting in the coming months.

“At the same time, Metropolitan remains hopeful an agreement can be reached in the next year among the seven states for broad conservation programs across the Basin. We recognize the significant challenges the Upper Basin states are facing this year, but also believe they can ramp up programs to support the river when conditions improve. For this short-term plan, the reductions Southern California is taking are significant, but we can find a way to manage them. What is not manageable is continued uncertainty with this water supply, which is the foundation of water reliability throughout the Basin. We must recognize that the river is changing, and the only way we can ensure the communities, businesses and ecosystems across the Southwest have the water they need in the decades to come is by all seven states working together.”



**BE INFORMED,  
BE INVOLVED**  
[www.mwdh2o.com](http://www.mwdh2o.com)  
f X YouTube in  
@mwdh2o

The Metropolitan Water District of Southern California is a state-established cooperative that, along with its 26 cities and retail suppliers, provide water for 19 million people in six counties. The district imports water from the Colorado River and Northern California to supplement local supplies, and helps its members to develop increased water conservation, recycling, storage and other resource-management programs.

San Joaquin County

## State of emergency declared over golden mussel threat

by: Brett Stover

Posted: Apr 28, 2026 / 02:24 PM PDT

Updated: Apr 29, 2026 / 02:50 PM PDT

(FOX40.COM) — A state of emergency has been declared as concerns spread over the growing golden mussel infestation threatening the California Delta.

The San Joaquin County Board of Supervisors voted Tuesday to declare a local state of emergency, citing the “imminent threat and potential impacts of invasive golden mussels” on the Sacramento-San Joaquin Delta — including water systems, agriculture, recreation and the environment itself.

In the resolution, county officials called on Gov. Gavin Newsom to declare a broader state of emergency and direct state agencies to provide assistance with the infestation. The board also requested assistance from federal agencies, including the U.S. Bureau of Reclamation and the U.S. Fish and Wildlife Service.

Current state-level efforts “do not sufficiently address” the issue, the board said.

On Wednesday, a spokesperson in Newsom’s office said the governor recognizes the urgency facing San Joaquin County and the Delta and pointed to investments in statewide water infrastructure.

“The current challenge requires sustained commitment rather than short-term emergency measures,” spokesperson Anthony Martinez said in an emailed statement. “We’re focused on deploying every available resource through the most effective mechanisms to stop the spread of golden mussels.”

“The scale, complexity and regional nature of this threat exceed the capacity of San Joaquin County to effectively respond without additional state and federal support, particularly in safeguarding critical infrastructure and maintaining water supply reliability,” the resolution stated.

Golden mussels, or *limnoperna fortunei*, are an aquatic invasive species that cling to hard surfaces, including pipes, pumps and other crucial water infrastructure.

They were first discovered in October 2024 at the Port of Stockton and have been spreading across the Delta ever since.

In December 2024, the California Fish and Game Commission declared the golden mussel a “restricted species,” which means they are illegal to import, transport and possess in California.

Earlier this month, Asm. Rhodesia Ransom, D-Stockton, warned that California is running out of time to contain the invasive species’ rapid spread.

“My community in San Joaquin County is ground zero for this infestation, and we are already seeing the damage firsthand,” she said. “California has a narrow window to get ahead of this, and we are already missing it. If we don’t act now, this will only get more expensive and harder to control.”

Last year, a golden mussel was found on a boat in Folsom Lake. Earlier this year, state officials showed they’re serious about stopping the spread, fining a Lake Tahoe boater \$5,000 for tampering with a golden mussel inspection seal.

CLIMATE & ENVIRONMENT

# Trump administration takes emergency step to sustain key Colorado River reservoir



Glen Canyon Dam stands above Lake Powell in Page, Ariz. The Trump administration is taking emergency action to increase the water level in the giant reservoir, which is only about one-quarter full. (Jim West / UCG/Universal Images Group via Getty Images)



**By Ian James**

Staff Writer | [✕ Follow](#)

- As the Colorado River shrinks in an extremely dry year, the Trump administration is moving water from one reservoir to another, and will cut the water flowing into Lake Mead, a key reservoir for California, Arizona and Nevada.
- The emergency measures will temporarily boost the level of Lake Powell, the nation's second largest reservoir, providing additional time for western states to negotiate plans to cut water use.

The water crisis along the Colorado River, a critical source for California and six other states, has gotten so serious that the Trump administration is responding with emergency measures to prevent disaster at the nation's second largest reservoir.

The effort to boost the water level of Lake Powell will bring consequences, cutting water to farms and cities across the Southwest.

The actions will begin all the way up on the Wyoming-Utah border, where the federal government will release a significant amount of water from Flaming Gorge Reservoir on the Green River, a major tributary of the Colorado. Hundreds of miles downstream, that will help raise the level of Lake Powell, which straddles the Utah-Arizona border and is three-quarters empty, the U.S. Bureau of Reclamation said Friday.

Next, the Trump administration will keep more water in that lake, shrinking the amount flowing downriver into Lake Mead near Las Vegas, which holds water for Southern California, Nevada and Arizona.

The measures are intended to prevent Lake Powell from falling so low that water would no longer reach intakes to turn turbines and generate



© OpenStreetMap contributors  
Sean Greene LOS ANGELES TIMES

electricity — a point it could have reached by August.

“It’s avoiding catastrophe, and it’s basically a one-year solution,” said Mark Gold, a board member of the Metropolitan Water District of Southern California.

The federal government’s response was urgently needed, he said, “to basically stem the crisis for a year.”

Southern California cities get, on average, 20-25% of their water from the Colorado River. Farms in

California’s [Imperial Valley](#) depend entirely on the river to grow crops including hay, broccoli and lettuce.

The reduction in the water that’s released from Glen Canyon Dam at Lake Powell will make major water cuts necessary in California, Arizona and Nevada, Gold said, but exactly how those cutbacks are divided hasn’t been decided yet.



CLIMATE & ENVIRONMENT

**California, Arizona and Nevada press Trump administration to rethink Colorado River water cuts**

March 4, 2026

The Bureau of Reclamation said in its [announcement](#) that the river’s reservoirs are at 36% of capacity and the drought is intensifying this year with the smallest snowpack on record and extreme heat.

If Lake Powell declines so low that its dam can no longer generate hydropower, that would also create other problems. Water could only pass through four 8-foot-wide

bypass tubes, and that would limit how much would reach California, Arizona and Nevada.

Interior Secretary Doug Burgum discussed the plan Friday in a virtual meeting with the seven states' governors. He said the approach addresses “complex challenges created by these unprecedented drought conditions which require immediate action.”

The federal government, acting under a 2019 drought agreement, will release between 660,000 acre-feet and 1 million acre-feet from Flaming Gorge Reservoir over the next 12 months. At the same time, it will cut the water it releases annually from Lake Powell by more than 19%, or nearly 1.5 million acre-feet.

The river flow has shrunk dramatically since 2000, and research has shown that global warming is [intensifying the dry conditions](#).

This year, the snowpack in the Rocky Mountains is just 22% of average, the smallest on record. The runoff reaching reservoirs is projected to drop dramatically.



CLIMATE & ENVIRONMENT

**The crisis on the Colorado River — six things to know**

Feb. 26, 2026

---

Lake Mead, the country's largest reservoir near Las Vegas, is now [32% full](#).

JB Hamby, California's Colorado River commissioner, noted that conservation efforts have considerably boosted Lake Mead's level in the last three years.

“Those actions have held the system together, but conditions remain tough and the outlook is still dry,” Hamby said.

“With record-low snowpack and continued strain on Lakes Mead and Powell, we have to use every tool available,” he said. “These are necessary short-term adjustments, not

a long-term fix. Real stability will require conservation across the entire Colorado River Basin.”



CLIMATE & ENVIRONMENT

## How failing negotiations could spiral into a bitter fight over the Colorado River

Feb. 5, 2026

---

Representatives of the seven states have deadlocked in negotiations on a long-term plan for cutting water use.

The talks are now at a standstill, Hamby said. The seven states’ negotiators haven’t met in person since January.

“We need to evaluate all of our options moving forward,” he said. “There’s too much at stake, particularly for California, not to figure this out.”

With reservoir levels so low and the negotiations failing, Gold said, “there was really no choice but for the U.S. Bureau of Reclamation to step in and take a bold action.”

The Colorado River provides water for about [35 million people](#) and 5 million acres of farmland, from the Rocky Mountains to northern Mexico. The water was originally divided among the states in 1922 under an agreement called the Colorado River Compact.

Arizona officials have warned if the amount of water flowing into Lake Mead falls below a legal trigger point, that would allow the state to [sue for a violation of the compact](#).

The Arizona Department of Water Resources said in a written statement that the federal government’s plan would deliver “substantially less” water than required.

“This failure to comply with the bedrock agreement among the seven Colorado River states is itself a serious development that Arizona will assess and will respond to

accordingly in time,” it said.

However, the Arizona agency also praised the water release for Lake Powell, calling it “in line” with what it has advocated.

## More to Read

**Western governors are called to Washington as Colorado River impasse drags on**

Jan. 22, 2026



**Trump administration proposes Colorado River options that could hit California hard**

Jan. 9, 2026



**Trump administration presses Western states to find consensus on shrinking Colorado River**

Nov. 8, 2025



**Ian James**

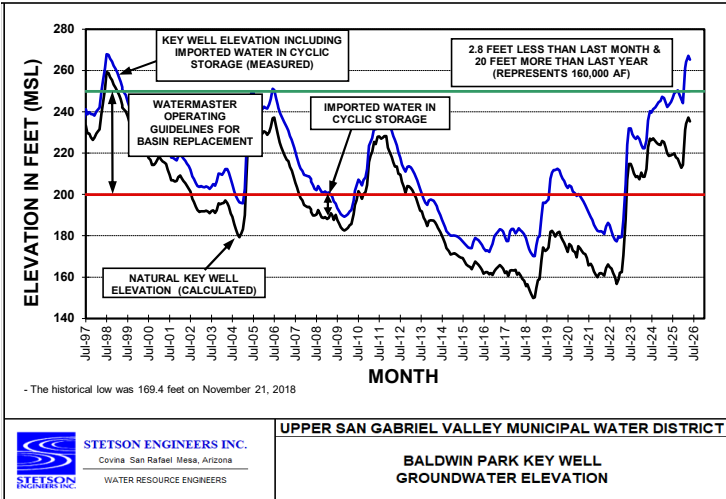
Ian James is a reporter who focuses on water and climate change in California and the West. Before joining the Los Angeles Times in 2021, he was an environment reporter at the Arizona Republic and the Desert Sun. He previously worked for the Associated Press as a correspondent in the Caribbean and as bureau chief in Venezuela. Follow him on Bluesky @ianjames.bsky.social and on X @ByIanJames.



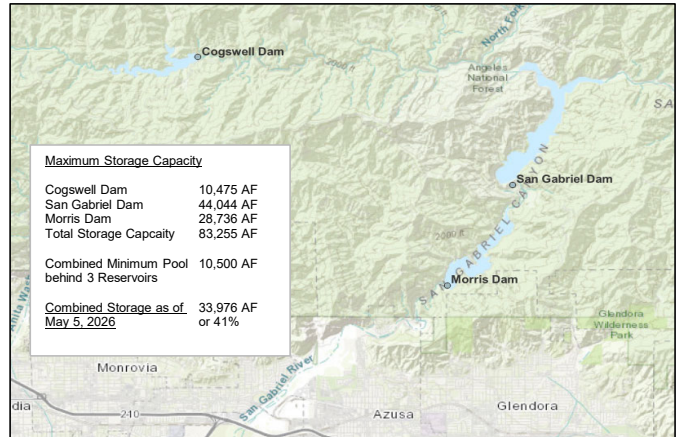
**REPORT OF THE DISTRICT ENGINEER  
ON HYDROLOGIC CONDITIONS  
MAY 13, 2026**

Item 11. (a)  
Engineer's Report

**Baldwin Park Key Well**

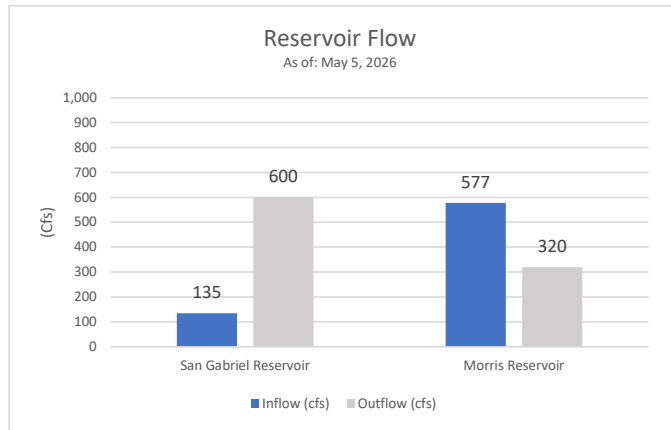


**Reservoir Storage and Releases**



**Groundwater Elevation  
April 2026 / May 2026**

	Groundwater Elevation (ft)	Difference from prior month (ft)	Difference from prior year (ft)
May 2, 2025	244.3		
April 3, 2026	267.2		
May 1, 2026	264.4	-2.8	20.1



**Untreated Imported Water in Cyclic Storage Accounts**

Producer Cyclic Storage	53,000 AF
MWD Cyclic Storage (For UD RDA Delivery)	127,000 AF
Upper Water Cyclic Storage	10,700 AF
Other Cyclic Storage	14,300 AF
<b>Total</b>	<b>205,000 AF*</b>

\*Represents about 26 feet of groundwater elevation at the Key Well

**San Gabriel Canyon Spreading Grounds**

- On September 24, 2025, all deliveries ceased due to reported detection of Golden Mussels at Silverwood Lake by County staff.

**USG-3**

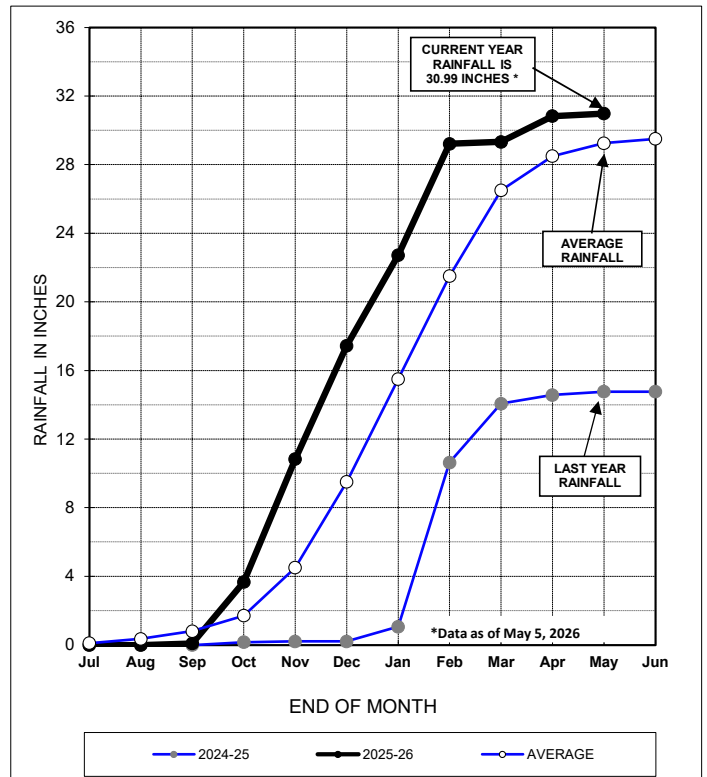
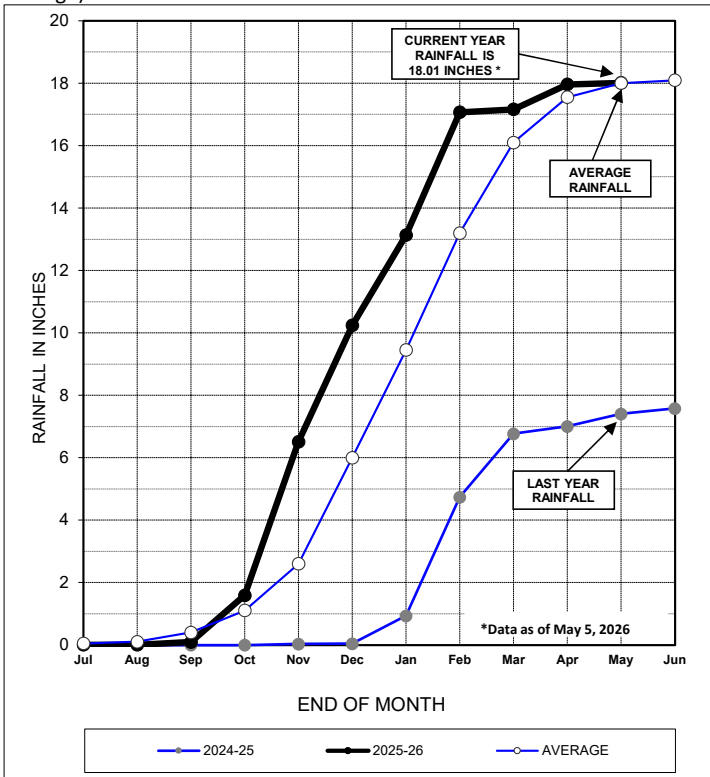
- Located in San Gabriel Canyon, just below Morris Dam, it represents Upper District's primary point of delivery of untreated imported water for groundwater replenishment to the San Gabriel Valley
- Typical delivery rate is about 190 cfs (or about 375 AF per day)
- On September 24, 2025, all deliveries ceased due to reported detection of Golden Mussels at Silverwood Lake by County staff.



**REPORT OF THE DISTRICT ENGINEER  
ON HYDROLOGIC CONDITIONS  
MAY 13, 2026**

**Rainfall**

• Data are readily available on a daily basis and are indicative of comparative amount of rainfall in the San Gabriel Valley (percent of average)



<p><b>STETSON ENGINEERS INC.</b> Covina, San Rafael, Mesa, Arizona WATER RESOURCE ENGINEERS</p>	<p>UPPER SAN GABRIEL VALLEY MUNICIPAL WATER DISTRICT</p> <p>ACCUMULATED RAINFALL AT PUDDINGSTONE DAM (STATION NO. 96-C)</p>
	<p><b>STETSON ENGINEERS INC.</b> Covina, San Rafael, Mesa, Arizona WATER RESOURCE ENGINEERS</p>

<p><b>STETSON ENGINEERS INC.</b> Covina, San Rafael, Mesa, Arizona WATER RESOURCE ENGINEERS</p>	<p>UPPER SAN GABRIEL VALLEY MUNICIPAL WATER DISTRICT</p> <p>ACCUMULATED RAINFALL AT SAN GABRIEL DAM RAINFALL STATION NO. 425B-E</p>
	<p><b>STETSON ENGINEERS INC.</b> Covina, San Rafael, Mesa, Arizona WATER RESOURCE ENGINEERS</p>

**Water Quality**

• Water Systems are required by the Division of Drinking Water (DDW) to collect water quality data from source wells and provide the results to DDW Pursuant to Title 22 (Water quality data collected through Main San Gabriel Basin Watermaster's Basinwide Groundwater Quality Monitoring Program)

- During April 2026, 43 wells were sampled under Title 22
- During March 2026, 19 wells were sampled under Title 22
- During March 2026, Stetson Engineers Inc. received no public notice of wells shut down due to contamination

# MEMORANDUM

## ITEM 12. (a) GENERAL MANAGER'S REPORT

### General Manager's Monthly Report May 13, 2026

#### Water Supply Update



**Baldwin Park Key Well:** 264.4 feet on 5/1/26  
**San Gabriel Canyon:** 33,976 AF combined storage as of 5/5/26  
**San Gabriel Reservoir:** inflow 135 cfs; release 600 cfs  
**Morris Reservoir:** inflow 577 cfs; release 320 cfs  
**MWD 2026 Water Supply/Demand Balance Forecast:** Supply Gap 33 TAF as of 5/5/26



**USG-3 deliveries during April 2026:** None  
**MWD Cyclic Account Balance (4/30/26):** 127,000 AF  
**Rainfall as of 5/5/26:**

- 18.01" - Puddingstone Dam
- 30.99" - San Gabriel Dam

**State Water Project Allocation:** 30% as of 5/5/26

#### MWD Water Supply Conditions as of April 30, 2026, are summarized as follows:

Reservoir	Capacity	Current Storage
San Luis (SWP share)	1.06 MAF	90%, 1 MAF
Lake Oroville	3.42 MAF	97%, 3.32 MAF
Lake Powell	24.3 MAF	23%, 5.62 MAF
Lake Mead	26.1 MAF	31%, 8.15 MAF

\*Storage volumes are in units of Million Acre-Feet (MAF), or Thousand Acre-Feet (TAF)



#### Drought Actions

WSCP status: Level 2, 20% conservation target, 3 day/week outdoor watering summer, 2 day/week outdoor watering in winter

#### Water Use Efficiency



#### Residential WaterSmart Rebates

Since July 2025 - \$171,455



#### Commercial WaterSmart Rebates

Since July 2025 - \$21,441



#### Water Smart Home Kits

Homes Served This Month: 120

## Education and Outreach



### Crystal Lake Fishing Event

Upper Water will host its first fishing event in partnership with the U.S. Forest Service at the Crystal Lake Recreation Area. The lake will be stocked with rainbow trout, and the event is designed to encourage the public to enjoy the outdoors and participate in recreational activities.

- Event Details: Saturday, May 16<sup>th</sup> from 8:00 a.m. to 12:00 p.m at Crystal Lake Recreation Area: [34°19'08"N 117°50'49"W](#)

### Landscaping Workshops with UC Master Gardeners

Upper Water has partnered with the UC Master Gardeners to provide free landscaping workshops for local communities. The workshops focus on regionally appropriate landscaping and offer residents practical guidance for improving their home landscapes.

- Gardening with Native Plants from the San Gabriel Valley and San Gabriel Mountains (Virtual): **Thursday, May 7<sup>th</sup> from 6:00 p.m. – 7:15 p.m.**
- Fire Resilient Gardening (In-Person): **Upper Water Office – 248 E. Foothill Blvd. First Floor Monrovia, CA 91016 on Saturday, June 27<sup>th</sup> from 10:00 a.m. – 11:30 a.m.**

## Legislative Update



### California's 2026 Governor's Race

The 2026 California gubernatorial race remains highly competitive, with no clear frontrunner. Candidates are clustered in the low-to-mid teens, and roughly 20–25% of voters remain undecided. According to the monthly state report, the race is defined less by candidate dominance and more by voter anxiety over key issues: affordability, taxes, and the state's budget deficit. With the cost of living widely viewed as "unmanageable," voters are seeking leadership to address systemic financial pressures ahead of the June primary and November election. *Prepared with insights from Aaron Read & Associates, LLC*

### Federal Updates

The Trump Administration has taken several steps recently towards the investment and security of California Water, announcing \$540 million for California water infrastructure, mainly to repair major canals and improve water reliability. Although some proposals—such as raising Shasta Dam—have drawn environmental and tribal opposition. At the same time, federal officials are seeking to expand energy priorities by granting a rare, broad exemption from the Endangered Species Act for oil and gas operations in the Gulf. Separately, the EPA recently issued an early announcement of a new draft Contaminant Candidate List (CCL) to study microplastics in drinking water, while multiple water agencies are also addressing emerging cybersecurity threats and working to meet growing expectations for modernization.

## Finance and Administration



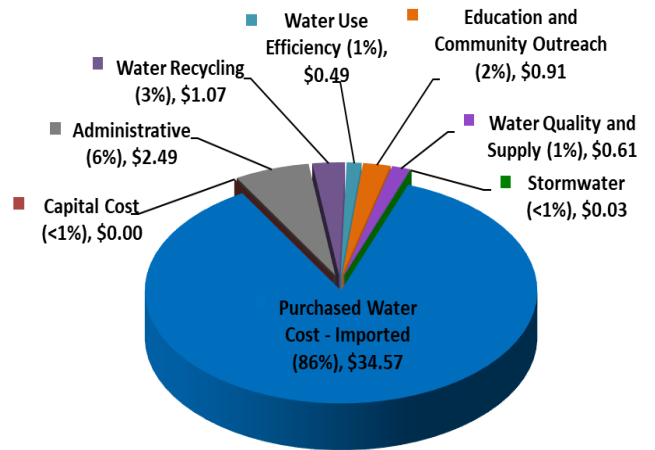
### Financial Highlights through 3/31/26

- Treated water sales: 2,830 AF
- Untreated water sales: 29,082 AF
- Recycled water sales: 1,450 AF
- YTD net operating revenue: \$3.04M

### Staffing Updates

- 10 FTE's, 1 Vacancy
- 1 Temporary Employee
- 1 Intern (promoted to grade H1, 12-15-25)

YTD Use of Funds as of 3/31/26 - \$40.17M



**Summary Report for  
The Metropolitan Water District of Southern California  
Board Meeting  
April 14, 2026**

**CONSENT CALENDAR OTHER ITEMS - ACTION**

Approved Ad Hoc Committee on Executive Performance and appointed as members Board Vice Chairs Michael Camacho, Juan Garza, Barry Pressman, and Nancy Sutley. **(Agenda Item 6B)**

**CONSENT CALENDAR ITEMS – ACTION**

Authorized an agreement with Computer Aid, Inc. in an amount not to exceed \$397,628 for the Enterprise IT Software Asset Management module implementation services. **(Agenda Item 7-1)**

Adopted the Mitigated Negative Declaration and take related CEQA actions for the Casa Loma Siphon No. 1 and San Jacinto Pipeline Protection Project and approved the project for CEQA purposes. **(Agenda Item 7-2)**

Approved the attached salary schedules. **(Agenda Item 7-3)**

Reviewed and considered the Final Environmental Impact Report certified by the City of Fontana together with information contained in the Westgate Specific Plan FEIR Addendum for the Westgate Specific Plan and take related actions, and authorized the General Manager to grant permanent easements to the City of Fontana for public road and utility purposes on Metropolitan fee-owned property in the City of Fontana and further identified as San Bernardino County Assessor Parcel Number 0228-012-04, 0228-092-18 and 0228-021-026. **(Agenda Item 7-4)**

Approved amendments to the Metropolitan Water District of Southern California Administrative Code to modify the processes for Department Head evaluation, performance expectations, and annual business planning. **(Agenda Item 7-6)**

Approved staff to take the necessary steps to rename the March 31 holiday. **(Agenda Item 7-7)**

**OTHER BOARD ITEMS - ACTION**

- a. Approved the FY 2026/27 and FY 2027/28 Biennial Budget, which includes:
  - (i) appropriation of \$3,619.9 million for Metropolitan operations and maintenance and operating equipment, power costs on the CRA, SWC operations, maintenance, power and replacement costs and SWC capital charges, demand management programs including the LRP agreements and conservation programs, and costs associated with supply programs for FYs 2026/27 and 2027/28 (shown in Table 4);
  - (ii) a continuing appropriation of \$740.9 million for FYs 2026/27 and 2027/28 for debt service on Metropolitan general obligation and revenue bonds (Table 4);

- (iii) continued appropriation of \$98.4 million for AVEK participation rights for FYs 2026/27 and 2027/28 via debt issued in 2025 by AVEFA on behalf of Metropolitan as obligator (Table 4);
  - (iv) appropriation of \$1,025 million funding for CIP for FYs 2026/27 and 2027/28; and,
  - (v) appropriation of \$150 million funding for 45-MGD Stage 1 PWSC planning and final design costs for FYs 2026/27 & 2027/28;
- b. Authorized the use of approximately \$75.9 million of available SWRCB fund, received Large Scale Water Recycling Plant (LSWRP) Grants reimbursements and future reimbursements to fund the PWSC planning and design costs and authorize a one-time draw from unrestricted reserves in fiscal year 2027/28 not to exceed \$58 million and appropriate for PWSC final design and if the unrestricted reserves fall below the minimum then the item will return to the Board;
  - c. Authorized the use of \$385.0 million in operating revenues to fund the CIP for FYs 2026/27 and 2027/28;
  - d. Approved total revenue requirements to be paid from rates and charges of \$1,542.8 million in FY 2026/27 and \$1,672.7 million in FY 2027/28;
  - e. Approved the Ten-Year Financial Forecast, as summarized in Figure 1;
  - f. Approved water rates and charges effective January 1, 2027, and January 1, 2028, as shown in Table 5, which result in an overall increase of 6.2 percent in CY 2027 and 6.2 percent in CY 2028 from CY 2026 rates and charges;
  - g. Adopted the Resolution Fixing and Adopting Water Rates To Be Effective January 1, 2027, and 2028, in the form of **Attachment 5**;
  - h. Adopted the Resolution Fixing and Adopting a Readiness-To-Serve Charge Effective January 1, 2027, in the form of **Attachment 6**;
  - i. Adopted the Resolution Fixing and Adopting a Capacity Charge Effective January 1, 2027, in the form of **Attachment 7**;
  - j. Adopted the Resolution Fixing and Adopting the Treatment Fixed Charges Effective January 1, 2027, in the form of **Attachment 8**; and,
  - k. Directed staff to evaluate the Conservation Program and the Local Resources Program within the next year to prioritize programs that are cost-effective and that meet the needs of Metropolitan and its member agencies.
  - l. In addition, authorized additional appropriation of approximately \$16 million for PWSC final design from federal grant sources for a total appropriation of \$150 million over the two-year budget;
  - m. The project will undergo the CAMP4W evaluation and treatment studies process by year-end to assist the Board in its implementation decision; and
  - n. Directed staff to conduct a market study for the sale of two islands and bring back that study to the Board for review. (**Agenda Item 8-1**)

Appropriated \$1.025 billion for projects identified in the CIP Appendix for FYs 2026/27 and 2027/28; and authorized the General Manager to initiate or continue work on the capital projects described in the CIP Appendix for FYs 2026/27 and 2027/28, subject to any limits on the General Manager's authority and CEQA requirements. **(Agenda Item 8-2)**

Authorized a new agricultural lease agreement with Martini Companies, LLC, for rice farming and related uses on portions of Metropolitan-owned real property in the Sacramento-San Joaquin Bay Delta known as Webb Tract according to the price and terms given in closed session. **(Agenda Item 8-3)**

Authorized the Operational Shift Cost-Offset Program and delegated the General Manager authority to activate the Program and execute agreements with Member Agencies. **(Agenda Item 8-4)**

Adopted Metropolitan's Disruption Policy outlining procedures for recessing and reconvening meetings during telephonic or internet service disruptions. **(Agenda Item 8-5)**

**THIS INFORMATION SHOULD NOT BE CONSIDERED THE OFFICIAL MINUTES OF THE MEETING.**

All current month materials, and materials after July 1, 2021 are available on the public website here: <https://mwdh2o.legistar.com/Calendar.aspx>

This database contains archives from the year 1928 to June 30, 2021:  
<https://bda.mwdh2o.com/Pages/Default.aspx>

# Summary Report for the San Gabriel Basin Water Quality Authority April 22, 2026

The Board of Directors discussed the following items:

- 1<sup>st</sup> Quarter 2026 Cash Report
- Adopt Resolution No. 26-003, A Resolution of the Board of Directors of the San Gabriel Basin Water Quality Authority Commending Valley County Water District on the Occasion of its 100<sup>th</sup> Anniversary.

A closed session was held pursuant to Government Code 54956.9 Section(d)(4) – Conference with Legal Counsel re: Initiation of Litigation (settlement opportunities with potential defendants) – two (2) matters.

## MEMORANDUM

Item 16. (a)  
AB 1234 Compliance Report

### Directors' Activity Report – (AB 1234)

In accordance with CA Government Code Section 53232.3 (d)

March 2026

#### Anthony R. Fellow, Division 1

Date	Event	Description/Topics
March 2026	No reportable activity	

#### Charles M. Treviño, Division 2

Date	Event	Description/Topics
Mar 30-31, 2026	Municipal Water Leaders Workshop	Colorado River Post-2026 Guidelines Explained, Administration Update: Colorado River, Making Conservation a California Way of Life, Navigating the Grant Funding Landscape, Arizona's WIFA: Financing New Water in the West, Planning for the Future, An Invasive Threat: Golden Mussels and California's Water Future, Modern Tools for Western Water Challenges, Policy Priorities of the Association of the State Drinking Water Administrators, Desalination and Interstate Water Transfers

#### Edward Chavez, Division 3

Date	Event	Description/Topics
Mar 26-28, 2026	WELL 2026 Annual Conference	Building Resilient Water Systems Through Diverse Leadership, SGMA's Impact on Local Governance, Communities, and Regional Economies, Funding the Future: Rebuilding California's Aging Water Infrastructure, Indigenous Knowledge and Water Stewardship

#### Katarina Garcia, Division 4

Date	Event	Description/Topics
March 2026	No reportable activity	

#### Jennifer Santana, Division 5

Date	Event	Description/Topics
March 2026	No reportable activity	