



UPPER
WATER

**UPPER SAN GABRIEL VALLEY
MUNICIPAL WATER DISTRICT**

**BOARD OF DIRECTORS
REGULAR MEETING**

**February 11, 2026
4:30 p.m.**



626 443 2297



www.upperdistrict.org



248 E. Foothill Blvd., Suite 200 - Monrovia, CA. 91016



info@usgvmwd.org

Securing Water Resilience for the San Gabriel Valley



**A REGULAR MEETING OF THE BOARD OF
DIRECTORS**

**Wednesday, February 11, 2026
4:30 P.M.**

AGENDA

Notice of VideoConference/Teleconference Accessibility

Upper San Gabriel Valley Municipal Water District will hold this meeting of its Board of Directors on the date and time, and at the location set forth above. The public may participate in the meeting by physical attendance at the meeting or by videoconference or teleconference utilizing the following link:

Join Zoom Meeting: <https://us02web.zoom.us/j/89494009696>

OR

Dial In: 16694449171, 89494009696# US, 16699006833,89494009696# US (San Jose)

Meeting ID: 894 9400 9696

1. CALL TO ORDER
2. PLEDGE OF ALLEGIANCE
3. ROLL CALL OF BOARD OF DIRECTORS
4. ADOPTION OF AGENDA [1]
5. PUBLIC COMMENT

As provided under Government Code Section 54954.3, members of the public may address the Board on items considered on this agenda, as well as items not on the agenda that are within the jurisdiction of the Board. Please complete the appropriate speaker's card and submit it to the Board Secretary. A three-minute time limit on remarks is requested.

6. COMMITTEE REPORTS [2]

(a) Water Resources and Facility Management Committee (Treviño, Chair – Garcia, Vice-Chair) Minutes of meeting held on February 02, 2026 enclosed.

(b) Administration and Finance Committee (Santana, Chair - Treviño, Vice-Chair) Minutes of meeting held on February 03, 2026 enclosed.

(c) Government Affairs and Community Outreach Committee (Fellow, Chair-Chavez, Vice-Chair) Minutes of meeting held on February 4, 2026 enclosed.

7. CONSENT CALENDAR [1]

(a) Minutes of a regular meeting of the Board of Directors held on January 28, 2026 at 4:30 p.m.

(b) List of Demands

(c) Financial Reports – December 2025

1. Financial Statements
2. Director's Public Outreach

(d) Federal Bill Positions: H.R. 5566, S. 3590, H.R. 6783 and S. 3526 which are consistent with Upper Water's 2025-26 Legislative Policy Principles adopted by the Board in January 2026.

(e) Approve an amendment to the District's adopted budget for Fiscal Year 2025/26 for the Board approved (11/12/2025) additional discretionary payment of \$500,000 to CalPERS

(f) Approve an amendment to the fiscal year 2025/26 budget for the Board approved purchase of water from the MWD Cyclic Storage account in the amount of \$6.84M

(g) Receive and file the Mid-Year Financial report.

(h) Membership Renewal for Water Education for Latino Leaders

8. ACTION/PRESENTATION ITEMS [1]

(a) SB 707 Ethics Overview (*Martin Koczanowicz, District Counsel, will provide a presentation*).

9. INFORMATION ITEMS [2]

(a) Press Releases and News Articles

10. ATTORNEY'S REPORT [2]

11. ENGINEER'S REPORT [2]

12. GENERAL MANAGER'S REPORT [2]

13. METROPOLITAN REPORT [2]

14. WATER QUALITY AUTHORITY REPORT [2]

15. WATERMASTER REPORT [2]
16. AB 1234 COMPLIANCE REPORT [2]
17. DIRECTOR'S COMMENTS [2]
18. FUTURE AGENDA ITEMS [1]
19. ADJOURN TO CLOSED SESSION – CONFERENCE WITH REAL PROPERTY NEGOTIATOR;
Government Code section 54956.8
Property: 2444 Huntington Drive, Duarte, CA 91010
District Negotiator: Thomas A. Love
Negotiating parties: Upper San Gabriel Valley Municipal Water District; 2444 Huntington LLC
Under negotiation: Terms of potential acquisition
20. ADJOURNMENT – To a regular meeting of the Board of Directors to be held on
March 11, 2026 at 4:30 p.m. at 248 E. Foothill Blvd. Room #103, Monrovia, CA 91016.

LEGEND: [1] INDICATES ACTION ANTICIPATED BY BOARD OF DIRECTORS ON THIS ITEM
[2] INDICATES INFORMATION ITEM - NO BOARD ACTION NECESSARY

PRESIDENT KATARINA GARCIA, PRESIDING



American Disabilities Act Compliance (Government Code Section 54954.2(a))



To request special assistance to participate in this meeting, please contact the District office at (626) 443-2297.

MEMORANDUM

6. (a) COMMITTEE REPORT

February 2, 2026

TO: BOARD OF DIRECTORS
FROM: WATER RESOURCES AND FACILITY MANAGEMENT COMMITTEE
SUBJECT: MINUTES OF THE WATER RESOURCES AND FACILITY MANAGEMENT COMMITTEE AND SPECIAL MEETING OF THE BOARD OF DIRECTORS – FEBRUARY 2, 2026

ATTENDANCE:

Katarina Garcia (Vice-Chair)	Martin Koczanowicz
Ed Chavez	Jenny Savon
Jennifer Santana	Stan Chen
Tom Love	Kelly Gardner
Patty Cortez	Justin Nakano
Venessa Navarrette	Anteneh Tesfaye
Katherine Vazquez	Lenet Pacheco

1. **Call to Order.**

2. **Public Comment.** None.

3. **Urban Water Management Plan Process.**

General Manager, Tom Love, introduced Stan Chen of Stetson Engineers, who presented on Upper Water's 2025 Urban Water Management Plan (UWMP). The UWMP is a state-required plan completed every five years that projects water demands and supplies, supports long-term reliability planning, and is required for eligibility for certain state funding. The plan is due to the Department of Water Resources by July 1, 2026.

The UWMP reviews water use, available supplies, conservation efforts, and planning for normal and dry-year conditions, and includes a Water Shortage Contingency Plan. Upper Water is coordinating with the Metropolitan Water District and its member agencies. A draft plan is expected in spring 2026, with a public hearing and Board adoption planned before submitting the final plan to the state ahead of the deadline.

Director Santana asked for clarification on one of the PowerPoint slides.

4. **IRP Findings.**

Mr. Love and Ms. Jenny Savon presented an update on Upper Water's Integrated Resources Plan (IRP) which is currently underway, with completion targeted for April. The IRP evaluates how Upper Water can maintain reliable supplies under future uncertainties, including changes in water demand, climate impacts on local supplies, and the reliability of imported water from MWD. Staff noted long-term per-capita water use has declined and is expected to remain relatively flat, though potential new demands such as data centers will need evaluation.

The plan uses recent severe drought conditions (2012–2022) and MWD's planning scenarios to test how the Main San Gabriel Basin's Key Well levels would perform under different supply conditions. Even under MWD's more challenging scenarios, modeling shows the basin can generally be kept within its operating range using existing tools, including imported water purchases, cyclic storage programs with MWD, and Watermaster management programs that allow water to be stored in wetter years for later use. A comparison scenario showed that future Pure Water supplies would further improve basin reliability.

Key local resources—groundwater storage, stormwater capture, recycled water, and long-standing basin management—were highlighted as regional strengths. Regional options such as Pure Water Southern California, ocean desalination research, and water transfer and exchange programs were also noted. Next steps include outreach to producers, Board workshops, and finalizing the IRP this spring.

5. Water Supply Update.

Mr. Love provided a water supply update, noting that while recent precipitation has been significant, shifting climate patterns are resulting in a "snow drought." Although rainfall reached 130% of average, the Sierra snowpack is only at 45% due to warmer winters and increased evapotranspiration. This trend mirrors the record-dry conditions of 2022, where a wet December was followed by a dry spring due to a persistent high-pressure ridge. Despite these concerns, the short-term outlook is positive; the State Water Project allocation has increased to 30%, and MWD's current surplus offers opportunities for cyclic water deliveries at USG-3, pending the management of golden mussel concerns.

Locally, the Main San Gabriel Basin is in an exceptionally strong position. The Key Well has surpassed 260 feet, marking its highest elevation since 1998. This is largely due to the active release of captured December rainwater from Morris and San Gabriel Dams. With regional spreading grounds currently at capacity and basin levels continuing to rise, the district is well-positioned to manage potential supply uncertainties in the coming months.

Director Garcia inquired about current El Niño conditions.

6. Golden Mussel Update.

Mr. Love credited Watermaster and staff for progress in negotiations with the County Director of Public Works. The County has shown a renewed willingness to engage, potentially allowing for the activation of a key connection to the San Gabriel Canyon basins soon. This connection is important for regional stability, though current deliveries from Morris Dam are providing an adequate operating supply to the basins in the interim.

Additionally, MWD is collaborating with the County to evaluate infrastructure risks associated with the golden mussel, which staff believe are less significant than the County's initial assessments. While the USG-3 connection may not be active this spring, there is a goal to begin deliveries by summer. If successful, the district intends to secure 40,000 acre-feet or more of MWD cyclic water.

7. Other Matters.

NEXT MEETING: Monday, March 2, 2026, at 4:30 p.m.
cc: General Manager

MEMORANDUM

6. (b) COMMITTEE REPORTS

February 4, 2026

TO: BOARD OF DIRECTORS
FROM: ADMINISTRATION AND FINANCE COMMITTEE
SUBJECT: MINUTES OF THE ADMINISTRATION AND FINANCE COMMITTEE MEETING AND SPECIAL MEETING OF THE BOARD OF DIRECTORS – February 3, 2026

ATTENDANCE:	Jennifer Santana, Chair	Thomas Love	Judy Lancaster
	Charles Treviño, Vice-Chair	Patty Cortez	Martin Koczanowicz
	Katarina Garcia	Venessa Navarrette	Chris Lancaster
	Ed Chavez	Priscilla Lu	Karl Meng

1. **Call to Order**

2. **Public Comment.** None

3. **Quarterly Investment Update – December 31, 2025.**

Judy Lancaster, Interim Chief Financial Officer, introduced Mr. Karl Meng, Portfolio Strategist from Chandler Asset Management (Chandler), to present the investments managed by Chandler as of the quarter ended December 31, 2025. Mr. Meng presented a summary of the District's portfolio holdings including investment performance, portfolio composition, and historical average purchase yield. He stated that the District's investments portfolio remains in full compliance with California Government Code and the District's Investment Policy.

The General Manager stated that investment benchmarks and liquidity needs will be reviewed as part of the upcoming reserve and investment policy review.

This item was presented for information purposes only. No action was taken by the Committee.

4. **Mid-Year Review with Budget Amendments.**

Ms. Lancaster requested Committee consideration on approval of two budget amendments, including an additional discretionary payment of \$500,000 to CalPERS, and a \$6.84 million purchase of water from Metropolitan Water District Cyclic Storage. She then presented the mid-year financial overview, highlighting the district's operating revenue, operation expenses, cash and investments, and change in fund balances for the period ended December 31, 2025.

Director Treviño and the General Manager discussed the long-term nature of the cyclic storage water purchase. The General Manager explained that the cyclic storage water purchase as a long-term investment with anticipated returns of 8–10%, rather than short-term liquidity.

Following discussion, the item was forwarded to the Board with a recommendation from the Committee.

5. FY 2025-26 Budget Schedule.

Ms. Lancaster outlined the schedule for developing revenue and expenditure projections, updating goals and objectives, and preparing proposed initiatives. She explained that the schedule is slightly modified from prior years due to a later start.

Director Treviño and the General Manager discussed the inclusion of policy reviews, including director benefits, as part of the broader budget process.

Following discussion, the item was forwarded to the Board with a recommendation from the Committee.

6. Accounting Procedure Improvements.

The General Manager provided an oral report summarizing recent improvements to accounting procedures and internal controls implemented during the transition in financial management.

Ms. Lancaster reported that a total of 17 procedural improvements has been implemented to improve efficiency, strengthen controls, and enhance compliance with generally accepted accounting principles.

Director Santana expressed her support for the changes and improved transparency.

The General Manager reported on potential future improvements, including consolidation of multiple checking accounts to further simplify monitoring and reconciliation.

This item was presented for information purposes only. No action was taken by the Committee.

7. Other Matters.

The General Manager provided an update on Metropolitan Water District's draft budget, which proposes average annual rate increases of approximately 9.5% over the next two years. He indicated that due to existing Watermaster agreements and purchasing strategies, the direct impact to District surcharge rates is expected to be limited.

NEXT MEETING: Tuesday, March 03, 2026 at 4:30 p.m.

cc: General Manager

MEMORANDUM

6. (c) COMMITTEE REPORT

February 04, 2026

TO: BOARD OF DIRECTORS

FROM: GOVERNMENT AFFAIRS AND COMMUNITY OUTREACH COMMITTEE MEETING AND SPECIAL MEETING OF THE BOARD OF DIRECTORS

SUBJECT: MINUTES OF THE GOVERNMENT AFFAIRS AND COMMUNITY OUTREACH COMMITTEE AND SPECIAL MEETING OF THE BOARD OF DIRECTORS – September 03, 2025

ATTENDANCE:

Anthony Fellow (Chair)	Patty Cortez	Terry McHale
Ed Chavez (Vice Chair)	Steve O'Neill	Paul Hernandez
Katarina Garcia	Ana Schwab	Venessa Navarrette
Jennifer Santana	Madeline Voitier	Katherine Vazquez
Charles Treviño	Lowry Crook	Alexis Silva
Tom Love	Michael Brain	

1. **Call to Order.**
2. **Public Comment.** None.
3. **Legislative Update.**
 - a. **Washington D.C.**

Ana Schwab of Best, Best & Krieger (BBK) began her report by noting that the previously “compromised” version of the appropriations bill which was signed into law two Fridays ago. As a result, several agencies were not funded after subsequent changes to the agreement, triggering a partial shutdown. The House later voted to exit the shutdown and is currently operating under a 12–13 day continuing extension related to the Department of Homeland Security (DHS) bill.

Ana reported ongoing tension as stakeholders await further developments in the DHS bill and FY27 appropriations. The DHS bill also includes FEMA funding, which is critical for local agencies, as rebuilding, recovery, and resilience efforts related to last year's Eaton wildfire remain a top priority for the region. Local agencies are closely monitoring developments to better understand the impacts on FEMA programs included within the DHS bill.

The House Transportation and Infrastructure Committee has begun hearings on the Water Resources Development Act (WRDA), legislation that authorizes programs and projects for the

U.S. Army Corps of Engineers. WRDA portals have also opened for submissions to Senators Padilla and Schiff in advance of the upcoming WRDA bill. BBK, on behalf of Upper, submitted a proposal to support water deliveries, storage, and groundwater recharge. The submission emphasized the intent previously advanced by former Congresswoman Grace Napolitano to ensure water supply remains a core provision within Army Corps programs and project authorities.

The Bureau of Reclamation released its draft Environmental Impact Statement for the Colorado River, with public comments open through March 2. February 14 serves as a key pressure point for the seven-state agreement.

In PFAS-related litigation, the D.C. court declined to grant the EPA's request to dismiss the Maximum Contaminant Levels (MCL) case, which challenges EPA's hazard determinations. Ana also reported ongoing arguments related to the CERCLA designation and whether the EPA conducted a full cost-benefit analysis as required under the Administrative Procedures Act. The timeline for EPA action will be dependent on the court's decisions.

Ana concluded her presentation by highlighting bills on which the team is working closely with staff and congressional delegates to include language related to the San Gabriel Mountains and Rivers, focusing on designations and protections that support the district's operational priorities.

Director Fellow followed up on the D.C. report, inquiring about the EPA Region 9 leadership and whether a formal appointment has been made.

b. **Sacramento**

Terry McHale of Aaron Read & Associates reported that today marks the last day to overturn Prop 50. The U.S. Supreme Court has ruled that Prop 50 is in effect, and an immediate response is expected as candidates announce their races for the new Congressional seats. A special election will be held in the old district to replace recently passed Congressman Doug LaMalfa, with the winner serving a shortened term until the next general election. Terry also provided a memo on the gubernatorial race, noting the unique situation state finds itself and various outcomes. Interestingly, a Republican could potentially be elected as governor, while unlikely, it remains conceivable.

Terry also provided updates on legislation, noting that the Legislature is currently in a between-session period and the new bill deadline is February 20th.

Terry highlighted two marquee issues in his report. The first is the Delta Conveyance Project (DCP) and the uncertainty over whether the Legislature will take up the issue this year. The second is the golden mussel and language clean-up efforts for AB 149, with the Assembly Water, Parks, and Wildlife Committee Chair will convene a special informational hearing on the golden mussels. Assemblywoman Diane Papan is supporting efforts related to the bill, which seeks to establish a statewide policy for decontamination and a grant program to support mitigation efforts.

Director Chavez followed with a discussion of the LaMalfa seat, including potential candidates for both the congressional seat and the governor's race.

4. Federal Bill Summaries and Positions

Patty Cortez, Assistant General Manager, introduced the following four bill positions for committee consideration. The bill positions considered:

H.R. 5566 – Water Infrastructure Resilience and Sustainability Act - **Support**

S. 3590 – Water Infrastructure Resilience and Sustainability Act - **Support**

H.R. 6783 – San Gabriel Mountains, Foothills, and Rivers protection Act - **Oppose unless Amended**

S. 3562 – PUBLIC Lands Act - **Oppose unless Amended**

Director Garcia requested clarification and a definition of the term “wild and scenic rivers” as referenced in the proposed bill positions.

The committee approved staff recommendations (2-0) and moved the item forward for full Board approval.

5. WELL Sponsorship

Patty Cortez presented the item along with guest Paul Hernandez, Executive Director for Water Education for Latino Leaders (WELL), and discussed WELL's request to increase membership to \$15,000 annually. Upper Water has been an associate member of WELL for over 10 years. The committee discussed a \$5,000 membership increase, which Patty confirmed fits within the Community Outreach membership budget of \$145,000.

Paul highlighted the 14-year partnership and the growth of the WELL Program, as well as efforts to promote inclusion in the water industry, including the Untapped Fellowship Program, legislative workshops, new study-abroad opportunities, and annual conferences such as the SoCal Water Summit.

The committee approved staff recommendations (2-0) and moved the item forward for full Board approval.

6. Year End Review and Look Ahead for Outreach

Water Resource Analyst Kat Vazquez provided a brief update on Upper's conservation programs and upcoming initiatives. Last year, 450 kits were distributed, and the plant voucher funding is nearly exhausted. She also highlighted updates to the Watershed Restoration Program, noting approximately 200 total volunteers and additional opportunities to collaborate with the U.S. Forest Service in restoring the San Gabriel River Watershed.

Kat also discussed the budget for Metropolitan utilized rebates and upcoming community projects, including the Turnkey Turf Program in Baldwin Park, as well as other projects requested by cities.

Patty and Kat discussed potential changes to the FY 2026–2027 budget, which will include new campaigns, “Water Talks”, alternative water education and workshop resources, and increased collaboration with UC Master Gardeners and local producers to support these projects.

7. Other Matters.

Patty brought to the Board's attention that staff has requested a spot bill for potential golden mussel legislation to Assemblywoman Blanca Rubio. The request has been accepted, and we will be working with Rubio's office and the City of Burbank to develop language.

NEXT MEETING: Wednesday March 04, 2026, at 4:30 p.m.

cc: General Manager



UPPER SAN GABRIEL VALLEY MUNICIPAL WATER DISTRICT
 Regular Board Meeting Minutes
 Wednesday, January 28, 2026 | 4:30pm

A regular meeting of the Board of Directors was called to order at 4:30pm at the District office located at 248 E. Foothill Blvd, Rm. 103, Monrovia, California. The presiding officer was President Katarina Garcia.

ROLL CALL

DIRECTORS Treviño, Chavez, Garcia, Fellow, and Santana
 PRESENT:

DIRECTORS None
 ABSENT:

STAFF Tom Love, General Manager; Patty Cortez, Assistant
 PRESENT: General Manager; Martin Koczanowicz, District
 Counsel; Steve Johnson, District Engineer; Venessa
 Navarrette, Executive Assistant/Board Secretary I;
 Yesenia Bugarin, Community Outreach Intern

OTHERS PRESENT

Jose Martinez, Mai Hattar

ADOPTION OF AGENDA

On motion by Vice President Fellow, second by Director Treviño, the agenda was adopted by the following vote:

AYES: TREVIÑO, GARCIA, CHAVEZ, FELLOW AND SANTANA
NOES: NONE
ABSTAIN: NONE
ABSENT: NONE

PUBLIC COMMENT

None.

COMMITTEE REPORTS

None.

CONSENT CALENDAR

On motion by Director Treviño, second by Secretary Santana, the consent calendar was approved by the following vote:

AYES: TREVIÑO, GARCIA, CHAVEZ, FELLOW AND SANTANA
NOES: NONE
ABSTAIN: NONE
ABSENT: NONE

(a) Minutes of a regular meeting of the Board of Directors held on January 14, 2026 at 4:30 p.m.

**APPOINTMENT OF A REPRESENTATIVE
AND AN ALTERNATE TO THE
ASSOCIATION OF CALIFORNIA WATER
AGENCIES JOINT POWERS
INSURANCE AUTHORITY (JPIA)**

The General Manager reported on the need to appoint a representative and an alternate to the Association of California Water Agencies Joint Powers Insurance Authority (ACWA JPIA). He explained that ACWA JPIA administers the District's liability, workers' compensation, and employee health insurance programs. Secretary Santana nominated Tom Love, General Manager, as the representative, and Patty Cortez, Assistant General Manager, as the alternate to the ACWA JPIA.

On motion by Secretary Santana, second by Vice President Fellow, the appointment of a representative, Tom Love, and an alternate, Patty Cortez to Association of California Water Agencies JPIA was approved by the following vote:

AYES: TREVIÑO,GARCIA, CHAVEZ, FELLOW AND SANTANA
NOES: NONE
ABSTAIN: NONE
ABSENT: NONE

**APPOINTMENT OF A REPRESENTATIVE
AND AN ALTERNATE TO THE SAN
GABRIEL VALLEY WATER
ASSOCIATION (SGVWA)**

The General Manager presented the appointment of a representative and an alternate to the San Gabriel Valley Water Association. The Association includes all water agencies within the San Gabriel Valley. He noted that the current representative is Vice President Fellow, with President Garcia serving as the alternate. Treasurer Chavez nominated himself to serve as the representative and Vice President Fellow as the alternate.

On motion by Treasurer Chavez, second by Director Treviño, the appointment of a representative, Director Ed Chavez and an alternate, Director Anthony Fellow, to the San Gabriel Valley Water Association was approved by the following vote:

AYES: TREVIÑO,GARCIA, CHAVEZ, FELLOW AND SANTANA
NOES: NONE
ABSTAIN: NONE
ABSENT: NONE

**APPOINTMENT OF A REPRESENTATIVE
TO THE SAN GABRIEL VALLEY
PROTECTIVE ASSOCIATION (SGVPA)**

The Board considered the appointment of a representative to the San Gabriel Valley Protective Association. The Association is composed of multiple water agencies throughout the San Gabriel Valley and meets annually. Secretary Santana expressed interest in continuing to serve as the District's representative.

On motion by Treasurer Chavez, second by Director Treviño, the appointment of Director Jennifer Santana as representative to the San Gabriel Valley Protective Association was approved by the following vote:

AYES: TREVIÑO,GARCIA, CHAVEZ, FELLOW AND SANTANA
NOES: NONE
ABSTAIN: NONE
ABSENT: NONE

**POTENTIAL CONFLICT WAIVER FOR BEST
BEST & KRIEGER LAW FIRM**

The General Manager informed the Board of a request from Best Best & Krieger (BBK) regarding a potential conflict of interest after the firm notified the District that one of its attorneys has been retained by Los Angeles County for the Golden Mussel issue. The General Counsel recommended granting a waiver, noting that BBK has established an ethical wall between the two representations..

On motion by Director Treviño, second by Secretary Santana, the waiver of potential conflict for Best Best & Krieger was approved by the following vote:

AYES: TREVIÑO, GARCIA, CHAVEZ, FELLOW AND SANTANA
NOES: NONE
ABSTAIN: NONE
ABSENT: NONE

**PURE WATER OF SOUTHERN
CALIFORNIA UPDATE**

Mai Hattar, chief engineer from the Metropolitan Water District of Southern California provided an update on the Pure Water Southern California project and upcoming decisions before the Metropolitan Board. Hattar reviewed Metropolitan's history of major regional water infrastructure and emphasized the agency's continued capacity to plan and construct large-scale projects while staying committed to conservation. She also summarized key program components, highlighted recent progress, and outlined regional benefits.

Director Treviño asked whether Arizona and Nevada have agreed to interim agreements, noting the importance of their participation. Vice President Fellow highlighted Hattar's work and asked whether additional major agencies were expected to publicly support the project.

The General Manager explained the importance of advancing the 75 MGD phase, with Director Treviño raising questions about project costs and Secretary Santana asking about any external opposition to the program.

SB 707 ETHICS OVERVIEW

Presentation by the District Counsel will be provided at a future board meeting.

INFORMATION ITEMS

The following items listed on the agenda were presented as informational items and ordered received and filed:

- Press Releases and News Articles

ATTORNEY'S REPORT

The District Counsel reported that he worked on the BBK conflict waiver. He plans to attend the Watermaster hearing on February 5 regarding the Golden Mussel matter. He will report back on his observations at the next meeting.

GENERAL MANAGER'S REPORT

The General Manager requested the Assistant General Manager provide an update on the recruitment for the Director of Finance/ Finance Manager position. The Assistant General Manager reported that three candidates have been selected for interviews, which are scheduled for February 13th. The recruitment will remain open until a suitable candidate is identified. The General Manager also noted the need for additional administrative support related to HR functions following last year's internal transition of administrative duties.

An update was provided on the Golden Mussel issue. The General Manager noted that progress is being made on resuming deliveries. The General Manager also referenced an article included in the Board packet regarding potential water demand from emerging data centers. Director Treviño expressed concern about potential impacts of data centers on regional water supplies. He emphasized the need to study and evaluate the potential demand. President Garcia agreed on the need for additional information and emphasized keeping communities informed. Staff will begin gathering information and will report back at a future meeting.

The General Manager revisited the Board's interest in holding a retreat. Staff will begin identifying potential dates, venues, and a facilitator.

DIRECTORS' COMMENTS

Director Treviño requested that the meeting be adjourned in memory of Alex Pretti, a U.S. Department of Veteran Affairs ICU nurse who was recently killed in Minnesota.

Vice President Fellow noted ongoing concerns related to Hoover Dam and reservoir levels at Lake Mead and Lake Powell. He provided brief updates from recent Metropolitan committee meetings, including discussions on the Delta Conveyance Project and Colorado River negotiations. Vice President Fellow expressed optimism about continued progress on Colorado River negotiations and acknowledged Metropolitan staff for their leadership.

FUTURE AGENDA ITEMS

Secretary Santana requested that a discussion regarding the Metropolitan Water District of Southern California appointment be placed on a future agenda. Director Trevino seconded the request.

District Counsel will provide the SB 707 Ethics Overview presentation at a future meeting.

ADJORN TO CLOSED SESSION

The Board adjourned to closed session under Government Code Section 54956.8 to discuss potential real property negotiations. District Counsel reported that staff were given instructions, and no reportable action was taken. This concludes the closed session report.

ADJOURNMENT

President Garcia asked if there was any other business to come before the Board. There being none, the meeting was adjourned in memory of Alex Pretti, to a regular meeting of the Board of Directors to be held on February 11, 2026, at 4:30 p.m.

PRESIDENT

ATTEST

SECRETARY

SEAL

Payment History Report
Sorted By Check Number
Activity From: 1/8/2026 to 1/31/2026

UPPER SAN GABRIEL VALLEY MWD (USG)

Bank Code: A GENERAL FUND

Check Number/	Check Date	Invoice Date	Name	Invoice Number	Invoice Amount	Check Amount
0000023264	1/15/2026	1/6/2026	ACWA/JOINT POWERS INSUR. AUTH.	0708050	35,866.69	35,866.69
0000023265	1/15/2026	1/9/2026	AMERICAN LEGION POST 241	01/09/26EC	1,000.00	1,000.00
0000023266	1/15/2026	1/1/2026	ATHENS SERVICES	20903973	321.59	321.59
0000023267	1/15/2026	1/14/2026	CALIFORNIA WATER EFFICIENCY	PUB812-230	177.42	177.42
0000023268	1/15/2026	1/15/2026	CITY OF MONROVIA	26060968	173.82	173.82
0000023269	1/15/2026	1/1/2026	CIVIC PUBLICATIONS	1957	5,500.00	5,500.00
0000023270	1/15/2026	12/31/2025	FOOTHILL MUNICIPAL WATER DISTRICT	804	2,500.00	2,500.00
0000023271	1/15/2026	1/7/2025	IMAGE 2000, INC.	823633	377.81	377.81
0000023272	1/15/2026	1/12/2026	INDUSTRY PUBLIC UTILITIES COMM	DEC 25	2,484.64	2,484.64
0000023273	1/15/2026	1/3/2026	JOEY C. SOTO	2025-UD-GA-DEC-135	1,821.25	1,821.25
0000023274	1/15/2026	1/1/2026	JOHN ROBINSON CONSULTING, INC.	UD202301-23	4,620.00	4,620.00
0000023275	1/15/2026	1/1/2026	KELLY SERVICES, INC.	5613234186	553.00	553.00
		1/1/2026		5613384945	560.00	560.00
		1/8/2026		5613450324	560.00	560.00
0000023276	1/15/2026	1/1/2026	SAN GABRIEL VALLEY WATER ASSN	01/01/26	100.00	100.00
0000023277	1/15/2026	1/9/2026	SIERRA VISTA HIGH SCHOOL	01/09/26JS	350.00	350.00
0000023278	1/15/2026	1/1/2026	TPX COMMUNICATIONS	188693229-0	1,329.15	1,329.15
0000023279	1/26/2026	1/14/2026	ACWA	02/11/26UD	1,000.00	1,000.00
0000023280	1/26/2026	1/20/2026	BLACK BIRD FIRE PROTECTION, INC.	20391012026	495.00	495.00
0000023281	1/26/2026	1/16/2026	CALIFORNIA CONTRACT CITIES	515958	6,500.00	6,500.00
0000023282	1/26/2026	1/13/2026	CITY OF ARCADIA	04/01/26UD	165.00	165.00
0000023283	1/26/2026	1/20/2026	CITY OF COVINA PARKS & REC. DEPT.	2026KG	1,000.00	1,000.00
0000023284	1/26/2026	1/19/2026	CITY ELECTRIC	7223	325.00	325.00
0000023285	1/26/2026	1/7/2026	DEPARTMENT OF WATER & POWER	GA441867	83.33	83.33
0000023286	1/26/2026	1/12/2026	DISCOVERY SCIENCE CENTER	2237	5,261.00	5,261.00
0000023287	1/26/2026	1/1/2026	ENVIRONMENTAL CONTROL	19855-411	1,800.00	1,800.00
0000023288	1/26/2026	1/14/2026	GARDEN VIEW, INC.	011426	10,166.87	10,166.87
		1/1/2026		INV-123125	4,697.19	4,697.19
0000023289	1/26/2026	1/21/2026	HOME DEPOT CREDIT SERVICES	5216283	416.32	416.32

Payment History Report
Sorted By Check Number
Activity From: 1/8/2026 to 1/31/2026

UPPER SAN GABRIEL VALLEY MWD (USG)

Bank Code: A GENERAL FUND

Check Number/	Check Date	Invoice Date	Name	Invoice Number	Invoice Amount	Check Amount
0000023290	1/26/2026		KELLY SERVICES, INC.			1,473.93
		1/15/2026		5613474647	1,473.93	
0000023291	1/26/2026		THE KID-FIT PRESCHOOL HEALTH			750.00
		1/9/2026		05/16/26UD	750.00	
0000023292	1/26/2026		PUBLIC STORAGE			518.00
		1/21/2026		FEB 26	518.00	
0000023293	1/26/2026		QUALITYIMPRINT			853.87
		1/14/2025		QI44879	853.87	
0000023294	1/26/2026		SOUTHERN CALIFORNIA EDISON			2,456.27
		1/20/2026		DEC-JAN 26F	2,442.29	
		1/8/2026		OCT-JAN 26W	13.98	
0000023295	1/26/2026		VERIZON WIRELESS			223.26
		1/10/2026		6133236937	223.26	
0000023296	1/29/2026		789, INC.			5,750.00
		1/21/2026		UW-621210	5,750.00	
0000023297	1/29/2026		ALEXIS SILVA			144.50
		1/26/2026		JAN 26	144.50	
0000023298	1/29/2026		AMAZON CAPITAL SERVICES			509.04
		1/20/2026		1Y77-M41T-WYGY	509.04	
0000023299	1/29/2026		APPLETON ELECTRIC			1,200.00
		1/14/2026		286	1,200.00	
0000023300	1/29/2026		CALIFORNIA WATER EFFICIENCY			2,260.24
		1/1/2026		MD-2026-230	2,260.24	
0000023301	1/29/2026		DE LAGE LANDEN FINANCIAL			305.29
		1/21/2026		595486045	305.29	
0000023302	1/29/2026		DSD BUSINESS SYSTEMS			400.00
		1/1/2026		0104261	400.00	
0000023303	1/29/2026		HERNAN QUEZADA			250.00
		1/27/2026		01/27/26UD	250.00	
0000023304	1/29/2026		KATHERINE VAZQUEZ			109.70
		1/26/2026		JAN 26	109.70	
0000023305	1/29/2026		PROMO DIRECT			3,019.78
		1/26/2026		N192254	3,019.78	
0000023306	1/29/2026		SOUTHERN CALIFORNIA EDISON			19,515.10
		1/26/2026		DEC-JAN 26	19,515.10	
0000023307	1/29/2026		SOCALGAS			26.85
		1/27/2026		DEC-JAN 26	26.85	
0000023308	1/29/2026		STETSON ENGINEERS, INC.			1,555.00
		1/27/2026		2533-008-001	1,555.00	
0000023309	1/29/2026		VC3, Inc.			2,200.00
		1/15/2026		INV3566205VC3	2,125.00	
		1/28/2026		INV3566265VC3	75.00	
					Bank A Total:	<u>133,725.91</u>

Payment History Report
Sorted By Check Number
Activity From: 1/8/2026 to 1/31/2026

UPPER SAN GABRIEL VALLEY MWD (USG)

Bank Code: B WATER FUND

Check Number/	Check Date	Invoice Date	Name Invoice Number	Invoice Amount	Check Amount
0000001363	1/29/2026		CENTRAL BASIN MWD		2,503.22
		1/15/2026	USGV-DEC25	2,503.22	
0000001364	1/29/2026		CITY OF INDUSTRY CITY HALL		6,384.00
		1/1/2026	R12312025-D	6,384.00	
0000001365	1/29/2026		CITY OF INDUSTRY CITY HALL		4,126.40
		1/1/2026	R12312025-E	4,126.40	
0000001366	1/29/2026		SAN GABRIEL VALLEY M.W.D.		20,547.80
		1/27/2026	584	20,547.80	
0000001367	1/29/2026		SUBURBAN WATER SYSTEMS		1,940.83
		1/24/2026	6810	1,940.83	
				Bank B Total:	<u>35,502.25</u>

Payment History Report
Sorted By Check Number
Activity From: 1/8/2026 to 1/31/2026

UPPER SAN GABRIEL VALLEY MWD (USG)

Bank Code: E WIRE TRANSFER

Check Number/	Check Date	Invoice Date	Name Invoice Number	Invoice Amount	Check Amount
000060006	1/29/2026	1/1/2026	METROPOLITAN WATER DISTRICT 12055	484,370.81	484,370.81
				Bank E Total:	<u>484,370.81</u>
				Report Total:	<u><u>653,598.97</u></u>



UPPER SAN GABRIEL VALLEY MWD
FINANCIAL SUMMARY AS OF DECEMBER 31, 2025

Expenses	FY ACTUAL	FY ACTUAL	FY ACTUAL	FY 2025-26	AMOUNT OF	PERCENT OF	Comments
	MONTH	YEAR-TO-DATE	BUDGET	BUDGET	BUDGET	BUDGET	
	\$	\$	\$	\$	REMAINING	REMAINING	
Administrative Expenses	665,226	1,721,208	2,892,000	1,170,792	40.5%	YTD expenses include payment of annual contribution to CalPERS related to Upper District's unfunded accrued liability. Annual provision for election cost will not be booked until June 30, 2026.	
Water Conservation Program	155,753	1,023,651	1,901,600	877,949	46.2%	YTD expenses are consistent with budgeted amounts.	
Stormwater Program	3,442	20,652	41,300	20,648	50.0%	YTD expenses are consistent with budgeted amounts.	
Recycled Water Program	88,882	898,949	2,227,000	1,328,051	59.6%	As of December 31st, total recycled water purchases is about 1,200 AF, 57% of budget.	
Water Quality and Supply Program	35,680	344,007	623,200	279,193	44.8%	YTD expenses are consistent with budgeted amounts.	
Water Purchases	1,999,513	9,831,909	57,511,300	47,679,391	82.9%	As of December 31st, Upper Water has purchased 2,185 AF of treated water and 31,482 AF of untreated water, including Watermaster's RDA water purchases of 23,981.80 AF and Upper Water's cyclic storage purchases of 7,500 AF, both to be paid in February 2026.	
Operating Expenses	2,948,496	13,840,376	65,196,400	51,356,024	78.8%		
Operating Revenues	8,131,943	18,683,820	65,399,200	46,715,380	71.4%	December results include Watermaster's net RTS share of \$5.16 million for FY 25/26. Revenue from untreated water sales in December totaling 23,981.80 AF will be collected and reported in February 2026.	
Net Reserve Activity from Operations (-/+)	5,183,447	4,843,444	202,800	n/a	n/a		
Capital Expenditures	-	-	197,000	197,000	100.0%		
Capital Program Revenues	-	-	-	-	0.0%		
Net Change in Cash Due to Capital Outlays	-	-	(197,000)	n/a	n/a		
Total Change in Fund Balances	\$ 5,183,447	\$ 4,843,444	\$ 5,800	n/a	n/a		

**UPPER SAN GABRIEL VALLEY MUNICIPAL WATER DISTRICT
FINANCIAL STATEMENT AND BUDGET COMPARISON
AS OF DECEMBER 31, 2025**

	FY ACTUAL MONTH	FY ACTUAL YEAR-TO-DATE	FY 2025-26 BUDGET	AMOUNT OF BUDGET REMAINING	PERCENT OF BUDGET REMAINING
ADMINISTRATIVE AND OPERATING REVENUES					
50% @ 12-31-25					
Water Rate Revenues					
Tier 1 Treated	1,016,137	3,174,786	4,369,300	1,194,514	27%
Tier 1 Untreated	-	3,921,854	47,424,000	43,502,146	92%
Upper Surcharge Tier 1 Treated	18,892	205,813	309,000	103,187	33%
Upper Surcharge Tier 1 Untreated	-	1,406,896	5,356,000	3,949,104	74%
MWD Capacity Charge Revenue	39,650	181,350	394,000	212,650	54%
MWD RTS Revenue	5,191,990	5,258,713	-	(5,258,713)	0%
Gross MWD Standby Charge-Revenue Reconciliation	496,593	993,186	1,950,000	956,814	48%
MSGB Watermaster-Ready-to-Serve	6,300	37,800	75,600	37,800	50%
Sub Total	6,769,562	15,180,398	59,877,900	44,697,502	75%
Revolving Revenue					
MSGB Watermaster-SG River Watermaster	-	123,500	106,500	(17,000)	-16%
Sub Total	-	123,500	106,500	(17,000)	-16%
Other Administrative Revenues					
Interest/Investment Earnings	16,674	238,314	150,000	(88,314)	-59%
Taxes	264,281	486,653	822,000	335,347	41%
Other Income (Loss)	34,400	46,941	31,800	(15,141)	-48%
Sub Total	315,355	771,908	1,003,800	231,892	23%
TOTAL ADMINISTRATIVE REVENUES	7,084,917	16,075,806	60,988,200	44,912,394	74%
CAPITAL PROJECT FUND REVENUES					
Recycled Water Revenues					
Recycled Water Sales	49,285	337,902	573,000	235,098	41%
Upper Recycled Water Surcharge Revenue	136,080	1,033,184	1,276,000	242,816	19%
Metropolitan Water District LRP Funds	14,117	82,173	120,000	37,827	32%
Parcel/Standby Charge	810,480	862,783	2,050,000	1,187,217	58%
Interest/Investment Earnings	1,437	17,484	13,000	(4,484)	-34%
Sub Total	1,011,399	2,333,526	4,032,000	1,698,474	42%
Water Conservation Revenues					
Conservation Program Contributions	34,781	258,833	322,500	63,667	20%
Sub Total	34,781	258,833	322,500	63,667	20%
TOTAL CAPITAL PROJECT FUND REVENUES	1,046,180	2,592,359	4,354,500	1,762,141	40%
OTHER FUND REVENUES					
Water Quality and Supply Program Revenues					
Interest/Investment Earnings	-	1,735	50,000	48,265	97%
Sub Total	-	1,735	50,000	48,265	97%
Rate Stabilization Fund Revenues					
Interest/Investment Earnings	846	13,920	6,500	(7,420)	-114%
Sub Total	846	13,920	6,500	(7,420)	-114%
TOTAL OTHER FUND REVENUES	846	15,655	56,500	40,845	72%
TOTAL REVENUES	8,131,943	18,683,820	65,399,200	46,715,380	71%

**UPPER SAN GABRIEL VALLEY MUNICIPAL WATER DISTRICT
FINANCIAL STATEMENT AND BUDGET COMPARISON
AS OF DECEMBER 31, 2025**

Page 2

	FY ACTUAL MONTH	FY ACTUAL YEAR-TO-DATE	FY 2025-26 BUDGET	AMOUNT OF BUDGET REMAINING	PERCENT OF BUDGET REMAINING
ADMINISTRATIVE EXPENSES					
50% @ 12-31-25					
Personnel Expenses					
Employee Salaries	141,316	827,543	1,637,000	809,457	49%
Employee Benefits	28,189	166,852	389,500	222,648	57%
Retired Employee Benefits	16,299	58,186	122,100	63,914	52%
Employee Travel/Conference	1,155	10,269	60,000	49,731	83%
Sub Total	186,959	1,062,850	2,208,600	1,145,750	52%
Director Expenses					
Director Compensation	19,756	119,603	216,000	96,397	45%
Director Benefits	12,337	87,328	181,000	93,672	52%
Retired Director Benefits	3,383	15,802	28,400	12,598	44%
Director Public Outreach	1,458	10,519	25,000	14,481	58%
Director Travel/Conference	3,459	20,434	60,000	39,566	66%
Sub Total	40,393	253,686	510,400	256,714	50%
Pension/OPEB Expense					
CalPERS-Employees, Directors, Retirees	512,150	641,752	359,000	(282,752)	-79%
Sub Total	512,150	641,752	359,000	(282,752)	-79%
Office Expenses					
Office Supplies/Equipment	4,165	26,647	45,000	18,353	41%
Equipment Operations & Maintenance	1,340	4,088	22,000	17,912	81%
Computer Systems	452	43,016	63,000	19,984	32%
Dues and Assessments	-	84,354	86,600	2,246	3%
Meeting Expense	2,910	9,958	37,000	27,042	73%
Sub Total	8,867	168,063	253,600	85,537	34%
Facility Expenses					
Building Maintenance	4,524	20,932	64,000	43,068	67%
Liability/Property Insurance	-	84,400	82,200	(2,200)	-3%
Telephone/Utilities	5,814	22,955	56,000	33,045	59%
Sub Total	10,338	128,287	202,200	73,913	37%
Professional Services					
Legal/Financial	5,410	31,321	110,000	78,679	72%
Engineering	-	45,924	145,000	99,076	68%
Auditor	6,500	20,030	32,300	12,270	38%
Outside Services	3,592	22,761	55,000	32,239	59%
Public Information/Outreach	-	432	1,700	1,268	75%
Sub Total	15,502	120,468	344,000	223,532	65%
Other Expenses					
Election Costs	-	-	322,000	322,000	100%
Sub Total	-	-	322,000	322,000	100%
Allocation to Projects and Programs					
Salaries/Overhead Allocated to Projects	(108,983)	(653,898)	(1,307,800)	(653,902)	50%
Sub Total	(108,983)	(653,898)	(1,307,800)	(653,902)	50%
Total Administrative Expenses	665,226	1,721,208	2,892,000	1,170,792	40%
Water Purchases					
Tier 1 Treated	571,417	2,974,511	4,369,300	1,394,789	32%
Tier 1 Untreated	-	3,921,854	47,424,000	43,502,146	92%
MWD Capacity Charge	105,300	210,600	394,000	183,400	47%
MWD Ready-to-Serve Charge	1,322,796	2,601,444	5,217,500	2,616,056	50%
Sub Total Water Purchases	1,999,513	9,708,409	57,404,800	47,696,391	83%
Revolving Expenses					
San Gabriel River Watermaster	-	123,500	106,500	(17,000)	-16%
Sub Total Revolving Expenses	-	123,500	106,500	(17,000)	-16%
Total Water Purchases/Revolving Expenses	1,999,513	9,831,909	57,511,300	47,679,391	83%
TOTAL ADMINISTRATIVE EXPENSES	2,664,739	11,553,117	60,403,300	48,850,183	81%

**UPPER SAN GABRIEL VALLEY MUNICIPAL WATER DISTRICT
FINANCIAL STATEMENT AND BUDGET COMPARISON
AS OF DECEMBER 31, 2025**

	<u>FY ACTUAL MONTH</u>	<u>FY ACTUAL YEAR-TO-DATE</u>	<u>FY 2025-26 BUDGET</u>	<u>AMOUNT OF BUDGET REMAINING</u>	<u>PERCENT OF BUDGET REMAINING</u>
RECYCLED WATER PROGRAM EXPENSES					50% @ 12-31-25
Water Purchases-Recycled Water	22,075	237,871	573,000	335,129	58%
SWRCB Loan Repayment	-	188,281	791,000	602,719	76%
Salaries and Overhead Allocation	6,642	39,852	79,700	39,848	50%
Standby Charge Development/Implementation	13,233	16,866	18,700	1,834	10%
Engineering - General	6,600	21,450	40,000	18,550	46%
Lobbyist	7,500	45,000	95,000	50,000	53%
Legal and Financial	-	-	3,000	3,000	100%
Public Information	-	2,406	5,000	2,594	52%
Operation and Maintenance Phase I/IIA	43,280	234,325	421,300	186,975	44%
Operation and Maintenance Phase IIB	(10,448)	112,898	200,300	87,402	44%
Sub Total	88,882	898,949	2,227,000	1,328,051	60%
TOTAL RECYCLED WATER PROGRAM EXPENSES	88,882	898,949	2,227,000	1,328,051	60%
STORMWATER PROGRAM EXPENSES					
Stormwater Program					
Salaries and Overhead Allocation	3,442	20,652	41,300	20,648	50%
Sub Total	3,442	20,652	41,300	20,648	50%
TOTAL STORMWATER PROGRAM EXPENSES	3,442	20,652	41,300	20,648	50%
CAPITAL PROGRAM EXPENSES					
San Gabriel Valley Water Recycling Project					
Direct Reuse Program	-	-	100,000	100,000	100%
Legal and Financial	-	-	2,000	2,000	100%
Sub Total	-	-	102,000	102,000	100%
Other Capital Program Expenses					
USG Connections	-	-	95,000	95,000	100%
Sub Total	-	-	95,000	95,000	100%
TOTAL CAPITAL PROGRAM EXPENSES	-	-	197,000	197,000	100%

**UPPER SAN GABRIEL VALLEY MUNICIPAL WATER DISTRICT
FINANCIAL STATEMENT AND BUDGET COMPARISON
AS OF DECEMBER 31, 2025**

WATER CONSERVATION EXPENSES	FY ACTUAL MONTH	FY ACTUAL YEAR-TO-DATE	FY 2025-26 BUDGET	AMOUNT OF BUDGET REMAINING	PERCENT OF BUDGET REMAINING 50% @ 12-31-25
WATER USE EFFICIENCY PROGRAM					
Residential Programs					
Member Agency Administered Programs	33,843	214,497	167,500	(46,997)	-28%
Regional Rebate Program	1,284	23,191	50,000	26,809	54%
Sub Total	35,127	237,688	217,500	(20,188)	-9%
Commercial/Industrial/Institution Programs					
Member Agency Administered Programs	-	35,338	105,000	69,662	66%
Regional Rebate Program	-	5,000	-	(5,000)	0%
Sub Total	-	40,338	105,000	64,662	62%
Allocation to Conservation Programs					
Salaries & Overhead	19,625	117,750	235,500	117,750	50%
Sub Total	19,625	117,750	235,500	117,750	50%
TOTAL WATER USE EFFICIENCY PROGRAM EXPENSES	54,752	395,776	558,000	162,224	29%
EDUCATION & COMMUNITY OUTREACH PROGRAM					
Watershed Programs					
Natural Vegetation Restoration Program	216	9,124	20,000	10,876	54%
Sub Total	216	9,124	20,000	10,876	54%
Educational Programs					
Educational Activities	3,202	10,984	60,000	49,016	82%
Memberships	3,022	75,524	145,000	69,476	48%
Educational Materials/Grant Program	22,641	21,515	60,000	38,485	64%
Educational Outreach Programs/Events	-	6,316	160,000	153,684	96%
Sub Total	28,865	114,339	425,000	310,661	73%
Outreach and Information Programs					
Public Workshops/Seminars	1,750	11,318	40,000	28,682	72%
Conservation Devices/Items	2,654	37,750	45,000	7,250	16%
Bottled Water Program	259	3,598	15,500	11,902	77%
Community/Industry Sponsorships	-	16,300	35,000	18,700	53%
Displays/Fairs/Presentations	511	2,671	5,000	2,329	47%
Conferences/Meetings	2,184	4,926	12,000	7,074	59%
Public Information	4,799	54,717	100,000	45,283	45%
Technical Assistance	12,588	88,052	70,000	(18,052)	-26%
Legal/Financial	-	2,030	10,000	7,970	80%
Sub Total	24,745	221,362	332,500	111,138	33%
Allocation to Conservation Programs					
Salaries & Overhead	47,175	283,050	566,100	283,050	50%
Sub Total	47,175	283,050	566,100	283,050	50%
TOTAL EDUCATION & COMMUNITY OUTREACH PROGRAM EXPENSES	101,001	627,875	1,343,600	715,725	53%
TOTAL WATER CONSERVATION EXPENSES	155,753	1,023,651	1,901,600	877,949	46%
WATER QUALITY AND SUPPLY PROGRAM EXPENSES					
Policy 9-00-8 Groundwater Remediation Projects					
Engineering for Water Supply Projects	-	62,627	73,000	10,373	14%
Legislative Consultant	1,080	51,080	125,000	73,920	59%
Outside Services	2,500	15,000	-	(15,000)	0%
Sub Total	3,580	128,707	198,000	69,293	35%
Other Expenses					
Urban Water Management Plan/Related Studies	-	278	20,000	19,722	99%
Integrated Resources Plan	-	20,755	10,000	(10,755)	-108%
Water Supply Reliability Plan/Emergency Preparedness	-	443	5,000	4,557	91%
Legal and Financial	-	1,224	5,000	3,776	76%
Salaries and Overhead Allocation	32,100	192,600	385,200	192,600	50%
Sub Total	32,100	215,300	425,200	209,900	49%
TOTAL WATER QUALITY AND SUPPLY PROGRAM EXPENSES	35,680	344,007	623,200	279,193	45%
TOTAL ADMINISTRATIVE/OPERATING/PROGRAM EXPENSES	2,948,496	13,840,376	65,393,400	51,553,024	79%

**UPPER SAN GABRIEL VALLEY MUNICIPAL WATER DISTRICT
SUMMARY OF CASH AND INVESTMENTS
December 31, 2025**

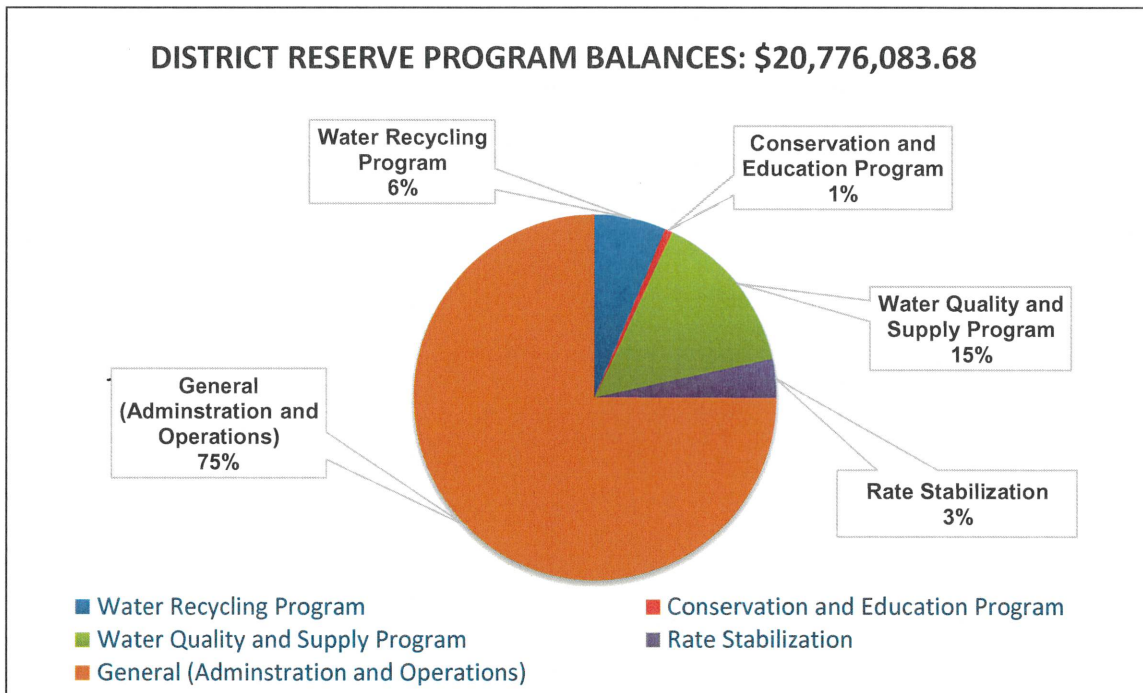
CASH AND INVESTMENT BALANCES

	Amount (\$)	
Cash Account Balances		
General Fund-Checking	\$	376,922.67
Water Fund-Checking		372,284.21
Revolving Fund		114,576.01
Revolving Payroll Fund		329,144.27
Total Cash Account Balances	\$	1,192,927.16
Investment Account Balances		
	Market Value	Cost/Book Value
Local Agency Investment Fund	\$ 13,808,326.06	\$ 13,808,326.06 *1
Other Investments	5,774,830.46	5,684,412.49 *2
Total Investment Account Balances	\$ 19,583,156.52	\$ 19,492,738.55
Total Cash and Investment Balances	\$ 20,776,083.68	(see picture chart below)

PROGRAM BALANCES

Program Fund:		
Water Recycling Program	\$	1,331,751.00
Conservation and Education Program		135,059.00
Water Quality and Supply Program		3,020,421.00
Sub Total		4,487,231.00
Rate Stabilization		718,740.00
Adminstration & Operations		15,570,112.68
Total Program Balances	\$ 20,776,083.68	

MANAGEMENT STATEMENT: It is the opinion of management that all fund balances are in compliance with all applicable statutes and the current investment policy of the District. It is also the opinion of management that projected cash flow liquidity is adequate to meet the next six months of expected obligations of the District.



*1: Source Local Agency Investment Fund 11/30/25 Statement

*2: Source Chandler Asset Management 11/30/25 Statement



248 E. Foothill Blvd., Suite 200
Monrovia, CA, 91016

P: 626-443-2297

E: info@usgvmwd.org

Board of Directors

Anthony R. Fellow,
Ph.D. Division 1

Charles M. Treviño
Division 2

Ed Chavez
Division 3

Katarina Garcia
Division 4

Jennifer Santana
Division 5

DATE: February 11, 2026
TO: Board of Directors
FROM: District Treasurer Ed Chavez
SUBJECT: Quarterly Report Regarding District Investments as of December 31, 2025

The Board of Directors of the Upper San Gabriel Valley Municipal Water District (Upper Water) has adopted a policy regarding the investment of district funds. The policy established specific guidelines for district investment activity, delegated investment responsibility and authority to the General Manager and set forth requirements for the Treasurer of the Board to oversee all Upper Water investment transactions and make regular reports to the Board regarding district investments. This letter is the Treasurer’s Report of Upper Water investment activity for the quarter ended December 31, 2025.

As of December 31, 2025, Upper Water had \$13,808,326.06 invested in the State of California’s Local Agency Investment Fund (LAIF), which earned 4.20% during the quarter.

Upper Water investments managed by Chandler Asset Management has a total market value of \$5,774,830.46 and an average market yield of 3.66% as of December 31, 2025. Details are as follows:

<u>Security Type</u>	<u>Cost/Book Value</u>	<u>Market Value</u>
ABS	\$ 404,824.22	\$ 405,415.01
Agency	1,331,522.11	1,361,964.37
Agency CMBS	300,019.53	301,228.50
Money Market Fund	178,173.55	178,173.55
U.S. Corporate	1,145,679.35	1,158,483.48
U.S. Treasury	2,169,031.65	2,211,818.17
Supranational	154,743.70	157,329.00
Cash	418.38	418.38
Totals	\$ 5,684,412.49	\$ 5,774,830.46

To the best of my knowledge, as Treasurer of the Upper Water, this report is an accurate representation of district investments and these investments comply with Upper Water’s investment policy and applicable statutes. Detailed information regarding all Upper Water investments is attached with this memorandum for your review.

//Attachments

California State Treasurer
Fiona Ma, CPA



Local Agency Investment Fund
P.O. Box 942809
Sacramento, CA 94209-0001
(916) 653-3001

January 14, 2026

[LAIF Home](#)
[PMIA Average Monthly Yields](#)

UPPER SAN GABRIEL VALLEY MUNICIPAL
WATER DISTRICT
GENERAL MANAGER
248 E. FOOTHILL BLVD, SUITE 200
MONROVIA, CA 91016

[Tran Type Definitions](#)

Account Number: 90-19-021

December 2025 Statement

Effective Date	Transaction Date	Tran Type	Confirm Number	Web Confirm Number	Authorized Caller	Amount
12/9/2025	12/8/2025	RW	1787681	N/A	EVELYN RODRIGUEZ	-1,000,000.00
12/16/2025	12/15/2025	RD	1787963	N/A	EVELYN RODRIGUEZ	5,000,000.00

Account Summary

Total Deposit:	5,000,000.00	Beginning Balance:	9,808,326.06
Total Withdrawal:	-1,000,000.00	Ending Balance:	13,808,326.06



PMIA/LAIF Performance Report as of 01/21/26



Quarterly Performance Quarter Ended 12/31/25

LAIF Apportionment Rate ⁽²⁾ :	4.20
LAIF Earnings Ratio ⁽²⁾ :	0.00011512010685708
LAIF Administrative Cost ^{(1)*} :	0.27
LAIF Fair Value Factor ⁽¹⁾ :	1.002181483
PMIA Daily ⁽¹⁾ :	3.97
PMIA Quarter to Date ⁽¹⁾ :	4.09
PMIA Average Life ⁽¹⁾ :	244

PMIA Average Monthly Effective Yields⁽¹⁾

December	4.025
November	4.096
October	4.150
September	4.212
August	4.251
July	4.258

Pooled Money Investment Account Monthly Portfolio Composition ⁽¹⁾ 12/31/25 \$162.6 billion

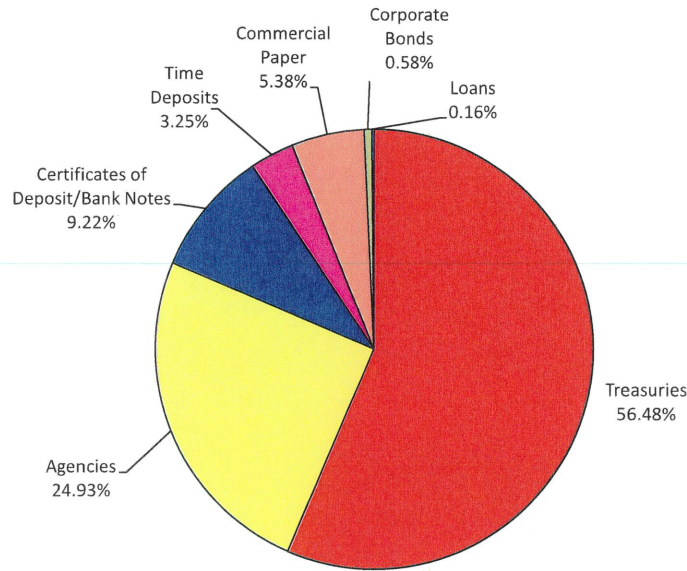


Chart does not include \$910,000.00 in mortgages, which equates to 0.001%. Percentages may not total 100% due to rounding.

Daily rates are now available here. [View PMIA Daily Rates](#)

Notes: The apportionment rate includes interest earned on the CalPERS Supplemental Pension Payment pursuant to Government Code 20825 (c)(1).

*The percentage of administrative cost equals the total administrative cost divided by the quarterly interest earnings. The law provides that administrative costs are not to exceed 5% of quarterly EARNINGS of the fund. However, if the 13-week Daily Treasury Bill Rate on the last day of the fiscal year is below 1%, then administrative costs shall not exceed 8% of quarterly EARNINGS of the fund for the subsequent fiscal year.

Source:

- ⁽¹⁾ State of California, Office of the Treasurer
- ⁽²⁾ State of California, Office of the Controller



State of California Pooled Money Investment Account Market Valuation 12/31/2025

Description	Carrying Cost Plus Accrued Interest Purch.	Amortized Cost	Fair Value	Accrued Interest
United States Treasury:				
Bills	\$ 48,970,617,951.23	\$ 49,338,506,593.25	\$ 49,356,440,050.00	NA
Notes	\$ 42,852,981,933.63	\$ 42,838,254,758.50	\$ 43,106,408,200.00	\$ 413,989,011.00
Federal Agency:				
SBA	\$ 272,728,568.94	\$ 272,659,522.31	\$ 269,920,982.04	\$ 1,029,710.08
MBS-REMICs	\$ 910,223.69	\$ 910,223.69	\$ 919,160.27	\$ 3,970.77
Debentures	\$ 4,721,257,842.07	\$ 4,721,039,439.29	\$ 4,740,550,040.00	\$ 44,662,554.90
Debentures FR	\$ -	\$ -	\$ -	\$ -
Debentures CL	\$ 2,850,000,000.00	\$ 2,850,000,000.00	\$ 2,862,628,300.00	\$ 25,636,928.00
Discount Notes	\$ 28,745,345,423.63	\$ 29,066,588,951.47	\$ 29,075,974,500.00	NA
Supranational Debentures	\$ 3,935,666,630.98	\$ 3,935,426,630.98	\$ 3,957,557,380.00	\$ 45,105,985.00
Supranational Debentures FR	\$ -	\$ -	\$ -	\$ -
CDs and YCDs FR	\$ -	\$ -	\$ -	\$ -
Bank Notes	\$ 200,000,000.00	\$ 200,000,000.00	\$ 200,027,928.43	\$ 3,284,861.11
CDs and YCDs	\$ 14,800,000,000.00	\$ 14,800,000,000.00	\$ 14,803,815,924.21	\$ 160,042,100.00
Commercial Paper	\$ 8,752,131,958.23	\$ 8,834,027,027.73	\$ 8,837,032,333.36	NA
Corporate:				
Bonds FR	\$ -	\$ -	\$ -	\$ -
Bonds	\$ 947,357,886.31	\$ 947,182,657.15	\$ 949,664,822.00	\$ 9,580,921.31
Repurchase Agreements	\$ -	\$ -	\$ -	\$ -
Reverse Repurchase	\$ -	\$ -	\$ -	\$ -
Time Deposits	\$ 5,282,000,000.00	\$ 5,282,000,000.00	\$ 5,282,000,000.00	NA
PMIA & GF Loans	\$ 262,742,740.00	\$ 262,742,740.00	\$ 262,742,740.00	NA
TOTAL	\$ 162,593,741,158.71	\$ 163,349,338,544.37	\$ 163,705,682,360.31	\$ 703,336,042.17

Fair Value Including Accrued Interest

\$ 164,409,018,402.48

Repurchase Agreements, Time Deposits, PMIA & General Fund loans, and Reverse Repurchase agreements are carried at portfolio book value (carrying cost).

The value of each participating dollar equals the fair value divided by the amortized cost (1.002181483)
As an example: if an agency has an account balance of \$20,000,000.00, then the agency would report its participation in the LAIF valued at \$20,043,629.66 or \$20,000,000.00 x 1.002181483



PAR VALUES MATURING BY DATE AND TYPE
Maturities in Millions of Dollars¹

ITEM	1 day to 30 days	31 days to 60 days	61 days to 90 days	91 days to 120 days	121 days to 150 days	151 days to 180 days	181 days to 210 days	211 days to 270 days	271 days to 1 year	1 year to 2 years	2 years to 3 years	3 years to 4 years	4 years to 5 year/out	Total	Weight (% of Total)
TREASURY	\$ 8,100	\$ 15,350	\$ 13,850	\$ 7,050	\$ 5,750	\$ 5,950	\$ 2,500	\$ 3,050	\$ 6,200	\$ 16,000	\$ 5,750	\$ 2,050	\$ 1,050	\$ 92,650	56.43%
AGENCY ²	\$ 7,123	\$ 7,700	\$ 5,150	\$ 4,750	\$ 4,600	\$ 1,150	\$ 1,800	\$ 983	\$ 750	\$ 1,450	\$ 2,010	\$ 2,150	\$ 1,800	\$ 41,416	25.22%
CDs + BNs	\$ 2,600	\$ 2,450	\$ 2,050	\$ 2,600	\$ 1,700	\$ 500	\$ 1,800	\$ 400	\$ 900					\$ 15,000	9.14%
CP	\$ 2,200	\$ 2,350	\$ 1,900	\$ 1,200	\$ 800	\$ 100	\$ 350							\$ 8,900	5.42%
TDs	\$ 2,148	\$ 728	\$ 1,650	\$ 291	\$ 265	\$ 200								\$ 5,282	3.22%
CORP BND		\$ 15		\$ 105		\$ 25	\$ 30	\$ 109	\$ 90	\$ 144	\$ 233	\$ 100	\$ 100	\$ 951	0.58%
REPO														\$ -	0.00%
BAS														\$ -	0.00%
TOTAL	\$ 22,171	\$ 28,593	\$ 24,600	\$ 15,996	\$ 13,115	\$ 7,925	\$ 6,480	\$ 4,542	\$ 7,940	\$ 17,594	\$ 7,993	\$ 4,300	\$ 2,950	\$ 164,199	100.00%
Percent	13.50%	17.41%	14.98%	9.74%	7.99%	4.83%	3.95%	2.77%	4.84%	10.72%	4.87%	2.62%	1.80%		
Cumulative %	13.50%	30.92%	45.90%	55.64%	63.63%	68.45%	72.40%	75.17%	80.00%	90.72%	95.58%	98.20%	100.00%		

¹ Figures are rounded to the nearest million. Percentages may be off due to rounding. Totals do not include PMIA and General Fund loans.

² SBA Floating Rate Securities are represented at coupon change date. Mortgages are represented at current book value.



MONTHLY ACCOUNT STATEMENT

Upper San Gabriel Valley Municipal Water District | Account #10214 | As of December 31, 2025

CHANDLER ASSET MANAGEMENT | chandlerasset.com

Chandler Team:

For questions about your account, please call (800) 317-4747,
or contact clientservice@chandlerasset.com

Custodian:

US Bank

Information contained herein is confidential. We urge you to compare this statement to the one you receive from your qualified custodian. Please see Important Disclosures at the end of the statement.

PORTFOLIO SUMMARY



Upper San Gabriel Valley Municipal Water District | Account #10214 | As of December 31, 2025

Portfolio Characteristics

Average Modified Duration	1.41
Average Coupon	4.19%
Average Purchase YTM	4.15%
Average Market YTM	3.66%
Average Credit Quality*	AA+
Average Final Maturity	1.65
Average Life	1.49

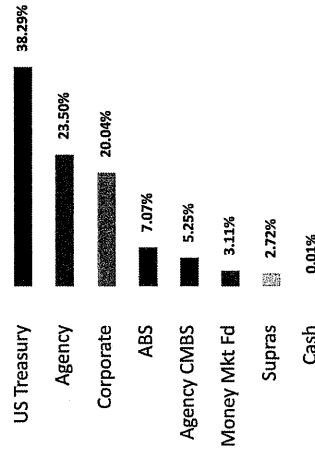
Account Summary

	End Values as of 11/30/2025	End Values as of 12/31/2025
Market Value	5,703,990.06	5,721,493.49
Accrued Interest	51,883.44	53,336.97
Total Market Value	5,755,873.49	5,774,830.46
Income Earned	16,349.00	22,909.05
Cont/W/D	0.00	0.00
Par	5,665,608.97	5,682,591.93
Book Value	5,671,731.07	5,689,449.09
Cost Value	5,666,952.73	5,684,412.49

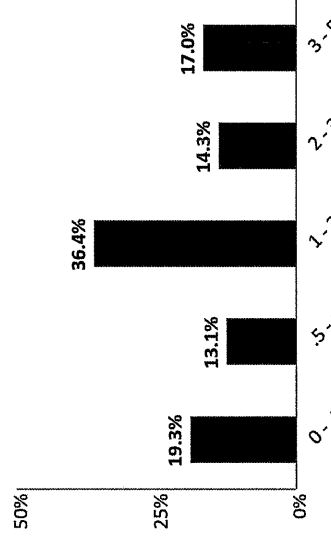
Top Issuers

United States	38.29%
Farm Credit System	17.39%
Federal Home Loan Banks	6.11%
FHLMC	5.25%
First American Govt Oblig Fund	3.11%
American Express Credit Master Trust	1.77%
Mercedes-Benz Auto Receivables Trust	1.77%
Chase Issuance Trust	1.76%


Sector Allocation



Maturity Distribution



Credit Quality*



Performance Review

Total Rate of Return**	1M	3M	YTD	1YR	2YRS	3YRS	5YRS	10YRS	Since Inception (06/01/14)
Upper San Gabriel VMWD	0.34%	1.10%	4.81%	4.81%	4.66%	4.67%	2.27%	2.06%	1.84%
Benchmark Return	0.34%	1.10%	4.86%	4.86%	4.65%	4.61%	2.20%	1.97%	1.76%

*The average credit quality is a weighted average calculation of the highest of S&P, Moody's and Fitch.

**Periods over 1 year are annualized.
Benchmark: ICE BofA 0-3 Year US Treasury Index

STATEMENT OF COMPLIANCE



Upper San Gabriel Valley Municipal Water District | Account #10214 | As of December 31, 2025

Rules Name	Limit	Actual	Compliance Status	Notes
ASSET BACKED/MORTGAGE BACKED/COLLATERALIZED MORTGAGE OBLIGATIONS				
Max % (MV)	20.0	7.1	Compliant	
Max % Issuer (MV)	5.0	1.8	Compliant	
Max Maturity (Years)	5.0	4.5	Compliant	
Min Rating (AA- by 1)	0.0	0.0	Compliant	
COLLATERALIZED BANK DEPOSITS				
Max Maturity (Years)	1.0	0.0	Compliant	
Min Rating (F1 by Fitch if > FDIC Limit)	0.0	0.0	Compliant	
COLLATERALIZED TIME DEPOSITS (NON-NEGOTIABLE CD/TD)				
Max Maturity (Years)	1.0	0.0	Compliant	
Min Rating (F1 by Fitch if > FDIC Limit)	0.0	0.0	Compliant	
CORPORATE MEDIUM TERM NOTES				
Max % (MV)	30.0	20.0	Compliant	
Max % Issuer (MV)	5.0	1.1	Compliant	
Max Maturity (Years)	5	3	Compliant	
Min Rating (A- by 1 if < 2 Years; AA- if > 2 Years)	0.0	0.0	Compliant	
FDIC INSURED TIME DEPOSITS (NON-NEGOTIABLE CD/TD)				
Max Maturity (Years)	1	0.0	Compliant	
FEDERAL AGENCIES				
Max % (MV)	60.0	23.5	Compliant	
Max Maturity (Years)	5	2	Compliant	
LOCAL AGENCY INVESTMENT FUND (LAIF)				
Max Concentration (MV)	75.0	0.0	Compliant	
LOCAL GOVERNMENT INVESTMENT POOL (LGIP)				
Max % (MV)	100.0	0.0	Compliant	
MONEY MARKET MUTUAL FUNDS				
Max % (MV)	20.0	3.1	Compliant	
Min Rating (AAA by 2)	0.0	0.0	Compliant	
NEGOTIABLE CERTIFICATES OF DEPOSIT (NCD)				
Max % (MV)	30.0	0.0	Compliant	
Max Maturity (Years)	1	0.0	Compliant	
Min Rating (F1 by Fitch if > FDIC Limit)	0.0	0.0	Compliant	

STATEMENT OF COMPLIANCE



Upper San Gabriel Valley Municipal Water District | Account #10214 | As of December 31, 2025

Rules Name	Limit	Actual	Compliance Status	Notes
SUPRANATIONAL OBLIGATIONS				
Max % (MV)	30.0	2.7	Compliant	
Max % Issuer (MV)	10.0	1.8	Compliant	
Max Maturity (Years)	5	1	Compliant	
Min Rating (AA- by 1)	0.0	0.0	Compliant	
U.S. TREASURIES				
Max % (MV)	100.0	38.3	Compliant	
Max Maturity (Years)	5	4	Compliant	

RECONCILIATION SUMMARY



Upper San Gabriel Valley Municipal Water District | Account #10214 | As of December 31, 2025

Maturities / Calls	
Month to Date	(220,000.00)
Fiscal Year to Date	(795,000.00)
Principal Paydowns	
Month to Date	0.00
Fiscal Year to Date	0.00
Purchases	
Month to Date	423,757.97
Fiscal Year to Date	2,917,449.25

Accrual Activity Summary

	Month to Date	Fiscal Year to Date (07/01/2025)
Beginning Book Value	5,671,731.07	5,582,294.71
Maturities/Calls	(220,000.00)	(795,000.00)
Principal Paydowns	0.00	0.00
Purchases	423,757.97	2,917,449.25
Sales	(182,859.26)	(2,012,881.55)
Change in Cash, Payables, Receivables	(3,058.95)	(3,184.36)
Amortization/Accretion	(121.74)	771.04
Realized Gain (Loss)	0.00	0.00
Ending Book Value	5,689,449.09	5,689,449.09

Sales	
Month to Date	(182,859.26)
Fiscal Year to Date	(2,012,881.55)
Interest Received	
Month to Date	22,901.17
Fiscal Year to Date	123,101.29
Purchased / Sold Interest	
Month to Date	(1,323.92)
Fiscal Year to Date	(9,493.27)

Fair Market Activity Summary

	Month to Date	Fiscal Year to Date (07/01/2025)
Beginning Market Value	5,703,990.06	5,609,752.19
Maturities/Calls	(220,000.00)	(795,000.00)
Principal Paydowns	0.00	0.00
Purchases	423,757.97	2,917,449.25
Sales	(182,859.26)	(2,012,881.55)
Change in Cash, Payables, Receivables	(3,058.95)	(3,184.36)
Amortization/Accretion	(121.74)	771.04
Change in Net Unrealized Gain (Loss)	(214.59)	4,586.91
Realized Gain (Loss)	0.00	0.00
Ending Market Value	5,721,493.49	5,721,493.49

HOLDINGS REPORT



Upper San Gabriel Valley Municipal Water District | Account #10214 | As of December 31, 2025

Cusip	Security Description	Par Value/ Units	Purchase Date Purchase Yield	Cost Value Book Value	Mkt Price Mkt YTM	Market Value Accrued Int.	% of Port. Gain/Loss	Moody's/ S&P Fitch	Maturity Duration
ABS									
58768VAD7	MBAIT 2025-A A3 4.61 04/16/2029	100,000.00	09/24/2025 3.87%	101,410.16 101,251.86	101.32 3.94%	101,318.60 204.89	1.77% 66.74	NA/AAA AAA	3.29 1.84
02589BAE0	AMXCA 2024-3 A 4.65 07/15/2027	100,000.00	09/24/2025 3.85%	101,449.22 101,233.38	101.37 3.76%	101,368.70 206.67	1.77% 135.32	NA/AAA AAA	1.54 1.46
92970QAE5	WFCIT 2024-2 A 4.29 10/15/2029	100,000.00	09/24/2025 3.88%	100,863.28 100,750.48	100.97 3.76%	100,968.70 190.67	1.76% 218.22	Aaa/AAA NA	3.79 1.69
161571HZ0	CHAIT 2025-1 A 4.16 07/15/2030	100,000.00	10/23/2025 3.76%	101,101.56 101,025.17	100.97 3.79%	100,971.90 184.89	1.76% (53.27)	NA/AAA AAA	4.54 2.36
Total ABS		400,000.00	3.84%	404,824.22 404,260.89	101.16 3.81%	404,627.90 787.11	7.07% 367.01		3.29 1.84
AGENCY									
3133EPW68	FEDERAL FARM CREDIT BANKS FUNDING CORP 4.125 01/22/2026	100,000.00	01/24/2024 4.40%	99,490.00 99,985.29	100.03 3.60%	100,025.40 1,821.88	1.75% 40.11	Aa1/AA+ AA+	0.06 0.06
3133EN7J3	FEDERAL FARM CREDIT BANKS FUNDING CORP 3.875 02/02/2026	69,000.00	02/15/2023 4.51%	67,798.71 68,964.47	100.01 3.72%	69,005.38 1,106.64	1.21% 40.91	Aa1/AA+ AA+	0.09 0.08
3133EPCF0	FEDERAL FARM CREDIT BANKS FUNDING CORP 4.5 03/02/2026	100,000.00	03/23/2023 3.97%	101,445.00 100,080.73	100.15 3.54%	100,150.10 1,487.50	1.75% 69.37	Aa1/AA+ AA+	0.17 0.17
3133EPF77	FEDERAL FARM CREDIT BANKS FUNDING CORP 3.75 04/13/2026	100,000.00	04/10/2023 3.99%	99,332.00 99,937.83	100.02 3.64%	100,023.00 812.50	1.75% 85.17	Aa1/AA+ AA+	0.28 0.28
3130AWLZ1	FEDERAL HOME LOAN BANKS 4.75 06/12/2026	90,000.00	07/19/2023 4.45%	90,720.00 90,110.25	100.48 3.63%	90,436.23 225.63	1.58% 325.98	Aa1/AA+ AA+	0.45 0.44
3133EPZY4	FEDERAL FARM CREDIT BANKS FUNDING CORP 5.0 07/30/2026	100,000.00	10/30/2023 5.01%	99,970.00 99,993.72	100.73 3.71%	100,726.60 2,097.22	1.76% 732.88	Aa1/AA+ AA+	0.58 0.56
3133EPUW3	FEDERAL FARM CREDIT BANKS FUNDING CORP 4.75 09/01/2026	95,000.00	10/23/2023 4.99%	94,392.00 94,858.35	100.74 3.61%	95,699.68 1,504.17	1.67% 841.33	Aa1/AA+ AA+	0.67 0.64
3130AXU63	FEDERAL HOME LOAN BANKS 4.625 11/17/2026	105,000.00	11/16/2023 4.69%	104,814.15 104,945.74	100.85 3.62%	105,896.81 593.54	1.85% 951.07	Aa1/AA+ AA+	0.88 0.85
3133EP6K6	FEDERAL FARM CREDIT BANKS FUNDING CORP 4.5 03/26/2027	125,000.00	03/25/2024 4.45%	125,181.25 125,074.32	101.18 3.51%	126,473.25 1,484.38	2.21% 1,398.93	Aa1/AA+ AA+	1.23 1.18
3133ERFJ5	FEDERAL FARM CREDIT BANKS FUNDING CORP 4.5 05/20/2027	100,000.00	05/23/2024 4.80%	99,184.50 99,623.27	101.31 3.52%	101,312.20 512.50	1.77% 1,688.93	Aa1/AA+ AA+	1.38 1.33

HOLDINGS REPORT



Upper San Gabriel Valley Municipal Water District | Account #10214 | As of December 31, 2025

Cusip	Security Description	Par Value/ Units	Purchase Date Purchase Yield	Cost Value Book Value	Mkt Price Mkt YTM	Market Value Accrued Int.	% of Port. Gain/Loss	Moody's/ S&P/ Fitch	Maturity Duration
3133ERMB4	FEDERAL FARM CREDIT BANKS FUNDING CORP 4.25 07/23/2027	100,000.00	07/22/2024 4.34%	99,752.00 99,871.36	101.12 3.50%	101,121.80 1,865.28	1.77% 1,250.44	Aa1/AA+ AA+	1.56 1.47
3133ERNP2	FEDERAL FARM CREDIT BANKS FUNDING CORP 4.0 08/06/2027	100,000.00	08/22/2024 3.86%	100,383.00 100,206.78	100.70 3.54%	100,703.20 1,611.11	1.76% 496.42	Aa1/AA+ AA+	1.60 1.51
3130AWTR1	FEDERAL HOME LOAN BANKS 4.375 09/08/2028	150,000.00	09/15/2023 4.51%	149,059.50 149,492.22	102.14 3.53%	153,208.50 2,059.90	2.68% 3,716.28	Aa1/AA+ AA+	2.69 2.49
Total Agency		1,334,000.00	4.46%	1,331,522.11 1,333,144.32	100.81 3.58%	1,344,782.14 17,182.23	23.50% 11,637.83		1.00 0.94
AGENCY CMBS									
3137FEZU7	FHMS K-076 A2 3.9 04/25/2028	100,000.00	09/24/2025 3.81%	100,011.72 100,010.52	100.11 3.76%	100,107.10 325.00	1.75% 96.58	Aa1/AA+ AAA	2.32 2.09
3137FG6X8	FHMS K-077 A2 3.85 05/25/2028	100,000.00	09/24/2025 3.81%	99,902.34 99,912.05	100.00 3.76%	100,002.10 320.83	1.75% 90.05	Aa1/AA+ AAA	2.40 2.17
3137FGZT5	FHMS K-079 A2 3.926 06/25/2028	100,000.00	09/24/2025 3.81%	100,105.47 100,095.31	100.15 3.78%	100,146.30 327.17	1.75% 50.99	Aa1/AAA AA+	2.48 2.31
Total Agency CMBS		300,000.00	3.81%	300,019.53 300,017.88	100.09 3.77%	300,255.50 973.00	5.25% 237.62		2.40 2.19
CASH									
CCYUSD	Receivable	418.38	--	418.38 418.38	1.00	418.38 0.00	0.01% 0.00	Aaa/AAA AAA	0.00 0.00
Total Cash		418.38		418.38 418.38	1.00	418.38 0.00	0.01% 0.00		0.00 0.00
CORPORATE									
00287YDR7	ABBVIE INC 4.8 03/15/2027	60,000.00	09/23/2025 3.89%	60,733.20 60,590.59	101.05 3.90%	60,628.44 848.00	1.06% 37.85	A3/A- NA	1.20 1.07
025816CP2	AMERICAN EXPRESS CO 3.3 05/03/2027	60,000.00	09/23/2025 3.90%	59,444.40 59,538.26	99.32 3.83%	59,589.54 319.00	1.04% 51.28	A2/A- A	1.34 1.29
665859AW4	NORTHERN TRUST CORP 4.0 05/10/2027	60,000.00	09/24/2025 3.87%	60,114.00 60,094.12	100.33 3.75%	60,195.72 340.00	1.05% 101.60	A2/A+ A+	1.36 1.22
009158AY2	AIR PRODUCTS AND CHEMICALS INC 1.85 05/15/2027	60,000.00	09/23/2025 3.83%	58,123.20 58,433.91	97.49 3.74%	58,495.68 141.83	1.02% 61.77	A2/A NA	1.37 1.33
756109BG8	REALTY INCOME CORP 3.95 08/15/2027	60,000.00	09/24/2025 3.97%	59,978.40 59,981.47	100.01 3.94%	60,003.12 895.33	1.05% 21.65	A3/A- NA	1.62 1.53

HOLDINGS REPORT



Upper San Gabriel Valley Municipal Water District | Account #10214 | As of December 31, 2025

Cusip	Security Description	Par Value/ Units	Purchase Date Purchase Yld	Cost Value Book Value	Mkt Price Mkt YTM	Market Value Accrued Int.	% of Port. Gain/Loss	Moody's/ S&P/ Fitch	Maturity Duration
63743HFT4	NATIONAL RURAL UTILITIES COOPERATIVE FINANCE CORP 4.12 09/16/2027	60,000.00	09/24/2025 3.90%	60,240.60 60,206.43	100.46 3.84%	60,276.30 721.00	1.05% 69.87	A2/A- A	1.71 1.54
89236TKJ3	TOYOTA MOTOR CREDIT CORP 4.55 09/20/2027	60,000.00	09/23/2025 3.90%	60,740.40 60,639.44	101.24 3.79%	60,742.92 765.92	1.06% 103.48	A1/A+ A+	1.72 1.62
532457CU0	ELI LILLY AND CO 4.55 02/12/2028	60,000.00	09/24/2025 3.81%	60,964.20 60,851.58	101.71 3.70%	61,023.66 1,054.08	1.07% 172.08	Aa3/A+ NA	2.12 1.89
341081GN1	FLORIDA POWER & LIGHT CO 4.4 05/15/2028	60,000.00	09/24/2025 3.87%	60,742.80 60,662.10	101.25 3.84%	60,747.24 337.33	1.06% 85.14	Aa2/A+ AA-	2.37 2.07
30303M8L9	META PLATFORMS INC 4.6 05/15/2028	60,000.00	12/09/2025 3.81%	61,056.00 61,028.89	101.84 3.78%	61,106.22 352.67	1.07% 77.33	Aa3/AA- NA	2.37 2.14
12572QAJ4	CME GROUP INC 3.75 06/15/2028	60,000.00	12/09/2025 3.79%	59,949.60 59,950.81	100.08 3.71%	60,049.98 100.00	1.05% 99.17	Aa3/AA- AA-	2.46 2.09
02079KAV9	ALPHABET INC 3.875 11/15/2028	60,000.00	-- 3.78%	60,150.80 60,145.02	100.49 3.69%	60,292.68 355.21	1.05% 147.66	Aa2/AA+ NA	2.88 2.60
023135CS3	AMAZON.COM INC 3.9 11/20/2028	60,000.00	-- 3.88%	60,026.55 60,025.49	100.31 3.79%	60,183.60 266.50	1.05% 158.11	A1/AA AA-	2.89 2.62
06406RBN6	BANK OF NEW YORK MELLON CORP 4.543 02/01/2029	60,000.00	09/23/2025 3.94%	60,799.80 60,707.73	101.21 4.23%	60,728.58 1,135.75	1.06% 20.85	Aa3/A AA-	3.09 1.93
857477CN1	STATE STREET CORP 4.53 02/20/2029	60,000.00	09/23/2025 4.00%	60,717.60 60,636.78	101.29 4.16%	60,772.26 989.05	1.06% 135.48	Aa3/A AA-	3.14 1.99
09290DAA9	BLACKROCK INC 4.7 03/14/2029	60,000.00	09/23/2025 3.87%	61,574.40 61,448.60	102.22 3.95%	61,333.32 838.17	1.07% (115.28)	Aa3/AA- NA	3.20 2.84
58933YBW4	MERCK & CO INC 3.85 03/15/2029	60,000.00	12/09/2025 3.93%	59,851.20 59,853.95	99.97 3.86%	59,980.08 173.25	1.05% 126.13	Aa3/A+ NA	3.20 2.98
46647PAV8	JPMORGAN CHASE & CO 4.203 07/23/2029	60,000.00	09/23/2025 4.09%	60,178.20 60,161.12	100.32 4.37%	60,194.58 1,106.79	1.05% 33.46	A1/A AA-	3.56 2.36
06051GHM4	BANK OF AMERICA CORP 4.271 07/23/2029	60,000.00	09/23/2025 4.08%	60,294.00 60,265.82	100.46 4.39%	60,274.98 1,124.70	1.05% 9.16	A1/A- AA-	3.56 2.36
Total Corporate		1,140,000.00	3.90%	1,145,679.35 1,145,222.10	100.59 3.91%	1,146,618.90 11,864.58	20.04% 1,396.80		2.38 1.97

MONEY MARKET FUND

HOLDINGS REPORT



Upper San Gabriel Valley Municipal Water District | Account #10214 | As of December 31, 2025

Cusip	Security Description	Par Value/ Units	Purchase Date	Purchase Yield	Cost Value Book Value	Mkt Price Mkt YTM	Market Value Accrued Int.	% of Port. Gain/Loss	Moody's/ S&P/ Fitch	Maturity Duration
31846V203	FIRST AMER:GVT OBLG Y	178,173.55	--	3.38%	178,173.55	1.00	178,173.55	3.11%	Aaa/ AAA	0.00
				3.38%	178,173.55	3.38%	0.00	0.00	AAA	0.00
Total Money		178,173.55	3.38%		178,173.55	1.00	178,173.55	3.11%		0.00
Market Fund		178,173.55	3.38%		178,173.55	3.38%	0.00	0.00		0.00
SUPRANATIONAL										
4581X0EK0	INTER-AMERICAN DEVELOPMENT BANK 4.5 05/15/2026	100,000.00	06/27/2023	4.53%	99,923.00 99,990.12	100.25 3.78%	100,254.30 575.00	1.75% 264.18	Aaa/AAA NA	0.37 0.36
45950KDF4	INTERNATIONAL FINANCE CORP 4.375 01/15/2027	55,000.00	11/29/2023	4.49%	54,820.70 54,940.18	100.71 3.67%	55,389.90 1,109.80	0.97% 449.71	Aaa/AAA NA	1.04 0.99
Total		155,000.00	4.52%		154,743.70	100.42	155,644.20	2.72%		0.61
Supranational		154,930.30	4.52%		154,930.30	3.74%	1,684.80	713.90		0.59
US TREASURY										
91282CGE5	UNITED STATES TREASURY 3.875 01/15/2026	100,000.00	--	4.33%	99,214.45 99,983.54	100.00 3.69%	100,004.10 1,790.08	1.75% 20.56	Aa1/AA+ AA+	0.04 0.04
91282CKB6	UNITED STATES TREASURY 4.625 02/28/2026	125,000.00	03/25/2024	4.63%	124,980.47 124,998.39	100.13 3.74%	125,162.50 1,964.35	2.19% 164.11	Aa1/AA+ AA+	0.16 0.16
91282CHB0	UNITED STATES TREASURY 3.625 05/15/2026	140,000.00	05/23/2023	3.98%	138,610.94 139,828.76	100.03 3.53%	140,037.94 658.91	2.45% 209.18	Aa1/AA+ AA+	0.37 0.36
91282CHU8	UNITED STATES TREASURY 4.375 08/15/2026	100,000.00	08/24/2023	4.69%	99,144.53 99,821.97	100.47 3.59%	100,473.30 1,652.51	1.76% 651.33	Aa1/AA+ AA+	0.62 0.60
91282CHY0	UNITED STATES TREASURY 4.625 09/15/2023	125,000.00	09/15/2023	4.72%	124,682.62 124,925.37	100.73 3.55%	125,912.88 1,724.79	2.20% 987.50	Aa1/AA+ AA+	0.71 0.68
91282CLS8	UNITED STATES TREASURY 4.125 10/31/2026	100,000.00	11/26/2024	4.29%	99,691.41 99,866.99	100.43 3.59%	100,427.20 706.49	1.76% 560.21	Aa1/AA+ AA+	0.83 0.80
91282CJP7	UNITED STATES TREASURY 4.375 12/15/2026	120,000.00	09/25/2024	3.53%	122,151.56 120,924.37	100.78 3.53%	120,941.28 245.19	2.11% 16.91	Aa1/AA+ AA+	0.96 0.92
91282CJT9	UNITED STATES TREASURY 4.0 01/15/2027	125,000.00	01/31/2024	4.00%	124,985.35 124,994.86	100.48 3.52%	125,599.38 2,309.78	2.20% 604.52	Aa1/AA+ AA+	1.04 0.99
91282CKE0	UNITED STATES TREASURY 4.25 03/15/2027	125,000.00	04/25/2024	4.86%	122,954.10 124,149.00	100.85 3.52%	126,059.63 1,584.94	2.20% 1,910.63	Aa1/AA+ AA+	1.20 1.15
91282CKI9	UNITED STATES TREASURY 4.5 04/15/2027	125,000.00	04/25/2024	4.85%	123,793.95 124,478.19	101.23 3.51%	126,538.13 1,205.36	2.21% 2,059.93	Aa1/AA+ AA+	1.29 1.23

HOLDINGS REPORT



Upper San Gabriel Valley Municipal Water District | Account #10214 | As of December 31, 2025

Cusip	Security Description	Par Value/ Units	Purchase Date Purchase Yield	Cost Value Book Value	Mkt Price Mkt YTM	Market Value Accrued Int.	% of Port. Gain/Loss	Moody's/ S&P/ Fitch	Maturity Duration
91282CKV2	UNITED STATES TREASURY 4.625 06/15/2027	150,000.00	06/26/2024 4.51%	150,462.89 150,226.53	101.60 3.48%	152,396.55 324.00	2.66% 2,170.02	Aa1/AA+ AA+	1.45 1.39
91282CKZ3	UNITED STATES TREASURY 4.375 07/15/2027	100,000.00	07/22/2024 4.30%	100,218.75 100,112.70	101.33 3.48%	101,328.10 2,021.06	1.77% 1,215.40	Aa1/AA+ AA+	1.54 1.45
91282CLG4	UNITED STATES TREASURY 3.75 08/15/2027	100,000.00	08/22/2024 3.82%	99,812.50 99,898.06	100.41 3.48%	100,414.10 1,416.44	1.76% 516.04	Aa1/AA+ AA+	1.62 1.54
91282CLL3	UNITED STATES TREASURY 3.375 09/15/2027	120,000.00	09/25/2024 3.48%	119,653.13 119,800.97	99.82 3.49%	119,779.68 1,208.29	2.09% (21.29)	Aa1/AA+ AA+	1.71 1.62
91282CLO2	UNITED STATES TREASURY 3.875 10/15/2027	100,000.00	10/23/2024 4.02%	99,593.75 99,756.10	100.67 3.48%	100,668.00 830.36	1.76% 911.90	Aa1/AA+ AA+	1.79 1.70
91282CLX7	UNITED STATES TREASURY 4.125 11/15/2027	120,000.00	11/26/2024 4.23%	119,643.75 119,775.33	101.14 3.49%	121,368.72 642.68	2.12% 1,593.39	Aa1/AA+ AA+	1.87 1.78
91282CMA6	UNITED STATES TREASURY 4.125 11/30/2029	150,000.00	12/19/2024 4.40%	148,154.30 148,539.59	101.73 3.65%	152,589.90 543.96	2.67% 4,050.31	Aa1/AA+ AA+	3.91 3.58
91282CGB1	UNITED STATES TREASURY 3.875 12/31/2029	150,000.00	09/22/2025 3.66%	151,283.20 151,200.94	100.85 3.64%	151,271.55 16.06	2.64% 70.61	Aa1/AA+ AA+	4.00 3.67
Total US Treasury		2,175,000.00	4.24%	2,169,031.65 2,173,281.68	100.74 3.55%	2,190,972.92 20,845.25	38.29% 17,691.24		1.47 1.38
Total Portfolio		5,682,591.93	4.15%	5,684,412.49	97.60	5,721,493.49	100.00%		1.65
Total Market Value + Accrued				5,689,449.09	3.66%	53,336.97	32,044.39		1.41
				5,774,830.46					



Upper San Gabriel Valley Municipal Water District
Summary of Director Outreach Expenses
For the period ended December 31, 2025

Director	Jul-25	Aug-25	Sep-25	Oct-25	Nov-25	Dec-25	YTD Actual	Balance Remaining
Director Chavez	\$ -	2,500.00	-	-	-	-	\$ 2,500.00	2,500.00
Director Fellow	400.00	419.00	-	-	-	957.50	1,776.50	3,223.50
Director Treviño	-	750.00	-	-	-	500.00	1,250.00	3,750.00
Director Santana	500.00	360.00	1,750.00	-	-	-	2,610.00	2,390.00
Director Garcia	500.00	1,000.00	50.00	-	-	-	1,550.00	3,450.00
Total	\$ 1,400.00	5,029.00	1,800.00	-	-	1,457.50	\$ 9,686.50	15,313.50

Upper San Gabriel Valley Municipal Water District
Director Public Outreach Program Expenses
Summary of Director Outreach Expenses

Director Chavez

<u>Paid Date</u>	<u>Description</u>	<u>Amount</u>	<u>Check #</u>	<u>Recipient</u>
08/05/25	2025 Covina Valley Golf Tournament	1,000.00	24165	Optimist International
08/25/25	2025 LPCF Golf Tournament	1,500.00	24182	La Puente Community Foundation
		Total		
		<u>2,500.00</u>		
	Outreach Fund Balance	<u>2,500.00</u>		

Upper San Gabriel Valley Municipal Water District
 Director Public Outreach Program Expenses
 Summary of Director Outreach Expenses

Director Fellow

<u>Paid Date</u>	<u>Description</u>	<u>Amount</u>	<u>Check #</u>	<u>Recipient</u>
07/06/25	Summer Concert 2025	400.00	24141	City of Monrovia
08/13/25	Super Box Listing 2025/26	419.00	24175	Chamber Directory Services
12/03/25	33rd Lunar New Year Gala	600.00	24264	Arcadia High School Chinese Parents Booster Club
12/29/25	Membership Dues: 10/01/25 - 09/30/26	357.50	24279	Arcadia Chamber of Commerce
	Total	<u><u>1,776.50</u></u>		
	Outreach Fund Balance	<u><u>3,223.50</u></u>		

Upper San Gabriel Valley Municipal Water District
 Director Public Outreach Program Expenses
 Summary of Director Outreach Expenses

Director Treviño

<u>Paid Date</u>	<u>Description</u>	<u>Amount</u>	<u>Check #</u>	<u>Recipient</u>
08/05/25	Rose Parade Sponsorship	750.00	24166	South Pasadena Tournament of Roses Association
12/03/25	2025 Holiday Banner Sponsorship	200.00	24265	South Pasadena Chamber of Commerce
12/03/25	2025 Tiger Run Sponsorship	300.00	24266	South Pasadena High School Tiger Booster
		Total		
		<u><u>1,250.00</u></u>		
Outreach Fund Balance				
		<u><u>3,750.00</u></u>		

Upper San Gabriel Valley Municipal Water District
 Director Public Outreach Program Expenses
 Summary of Director Outreach Expenses

Director Santana

<u>Paid Date</u>	<u>Description</u>	<u>Amount</u>	<u>Check #</u>	<u>Recipient</u>
07/15/25	Pride of the Valley 5K Run/Fun Walk	500.00	24145	City of Baldwin Park
08/05/25	2025 Membership Fee	310.00	24164	Inwindale Chamber of Commerce
08/13/25	2025-2026 Annual Membership	50.00	24174	Baldwin Park Business Association
09/09/25	Día De Los Muertos	750.00	24191	Downtown El Monte Business Association
09/08/25	3rd Annual Golf Tournament	500.00	24192	San Gabriel Valley Conservation and Service Corps
09/16/25	Toy Drive and Golf Tournament	500.00	24207	Baldwin Park Business Association
		Total		
		<u><u>2,610.00</u></u>		
	Outreach Fund Balance			
		<u><u>2,390.00</u></u>		

Upper San Gabriel Valley Municipal Water District
Director Public Outreach Program Expenses
Summary of Director Outreach Expenses

Director Garcia

<u>Paid Date</u>	<u>Description</u>	<u>Amount</u>	<u>Check #</u>	<u>Recipient</u>
07/08/25	2025 Film Festival	500.00	24142	Film It West Covina
08/05/25	2025 Covina Valley Golf Tournament	1,000.00	24165	Optimist International
09/09/25	Festival of Frights 2025	50.00	24190	West Covina Community Services Foundation
		Total		
		<u>1,550.00</u>		
	Outreach Fund Balance	<u>3,450.00</u>		

MEMORANDUM

Item 7. (d) CONSENT

Date: February 11, 2026
To: Board of Directors
From: Government and Community Affairs Committee and General Manager
Subject: Federal Bill Summaries and Positions

Recommendation

The Government and Community Affairs Committee recommend approval for the following federal bills: H.R. 5566, S. 3590, H.R. 6783 and S. 3526 which are consistent with Upper Water's 2025-26 Legislative Policy Principles adopted by the Board in January 2026.

Federal Bill Analysis

H.R.5566 – Water Infrastructure Resilience and Sustainability Act

Introduced in the House on September 26, 2025, by Rep. Carbajal, Salud O. [D-CA-24].

Summary: The [Water Infrastructure Resilience and Sustainability Act](#) would reauthorize three critical water infrastructure funding programs housed at EPA through 2031 years (FY2027–FY2031) that are set to expire next year. These programs include the Drinking Water System Infrastructure Resilience and Sustainability Program, the Midsize and Large Drinking Water System Infrastructure Resilience and Sustainability Program, and the Clean Water Infrastructure Resiliency and Sustainability Program.

Action: On December 1, 2025, the bill was referred to the House Subcommittee on Water Resources and Environment by the Committee on Transportation and Infrastructure.

STAFF RECOMMENDATION: Support

S. 3590 – Water Infrastructure Resilience and Sustainability Act

Introduced in the Senate on January 7, 2026, by Sen. Lisa Blunt Rochester [D-DE].

Summary: This is the Senate companion bill to H.R. 5566.

Action: On January 7, 2026, the bill was referred to the Senate Committee on Environment and Public Works.

STAFF RECOMMENDATION: Support

H.R. 6783 – San Gabriel Mountains, Foothills, and Rivers protection Act

Introduced in the House on December 17, 2025, by Rep. Judy Chu [D-CA-28].

Summary: The [San Gabriel Mountains, Foothills, and Rivers Protection Act](#) would designate new wilderness areas and wild and scenic rivers in California and modify the boundaries of the San Gabriel Mountains National Monument. Of concern, the legislation lacks clear definitions related to water infrastructure and water use, as well as explicit provisions to protect water rights. The bill as written would create uncertainty for the continued operation, maintenance, and long-term planning of existing water infrastructure within the San Gabriel River watershed. Similar legislation introduced during the 118th Congress included language intended to address these operational considerations.

Action: On December 17, 2025, the bill was referred to the House Committee on Natural Resources. Congressman Gil Cisneros (D-CA-31) is a co-sponsor of the bill.

STAFF RECOMMENDATION: Oppose unless Amended

S. 3562 – PUBLIC Lands Act

Introduced in the Senate on December 17, 2025, by Sen. Alex Padilla [D-CA].

Summary: The [PUBLIC Lands Act](#) is a comprehensive public lands package that would protect and restore more than 1.7 million acres of public lands across northwest California, the Central Coast, and Los Angeles County. The package includes multiple land management and conservation provisions, including H.R.6783, the [San Gabriel Mountains, Foothills, and Rivers Protection Act](#), which raises concerns related to water infrastructure operations and water rights protections.

Action: On December 17, 2025, the bill was referred to the Senate Committee on Energy and Natural Resources. Senator Adam Schiff (D-CA) is a co-sponsor of the bill.

STAFF RECOMMENDATION: Oppose unless Amended

MEMORANDUM

Item 7. (e-g) CONSENT

DATE: February 11, 2026

TO: Board of Directors

FROM: Administration and Finance Committee and General Manager

SUBJECT: Amendment of the Budget for Fiscal Year 2025/26 for Payment of Unfunded Pension Actuarial Liability (UAL) and Purchase of Cyclic Water from MWD and, Mid-Year Financial Report

Recommendation

Administration and Finance Committee recommend that the Board of Directors:

1. Approve an amendment to the District's adopted budget for Fiscal Year 2025/26 for the Board approved (11/12/2025) additional discretionary payment of \$500,000 to CalPERS;
2. Approve an amendment to the fiscal year 2025/26 budget for the Board approved purchase of water from the MWD Cyclic Storage account in the amount of \$6.84M;
3. Receive and file the mid-year financial report.

Background

Pension Liability

From 2022 to 2024, the Board of Directors authorized additional discretionary payments (ADP) to CalPERS totaling \$2 million. These additional payments increased the District's funded ratio from 72% to 88% as of the most recent valuation report on June 30, 2024. The District's unfunded accrued liability (UAL) for pension amounts to \$1.83 million as of the last valuation. This additional payment of \$500,000, approved at the November 12, 2025 Board meeting could potentially save the District about \$281,000 in interest payments over 10 years using CalPERS' current discount rate of 6.8%.

Cyclic Water Purchase

At the November 12, 2025 meeting the Board approved the purchase of 7,500 acre-feet of water from the MWD cyclic storage account. This water purchase was not included in the fiscal year budget. This recommendation makes the appropriate budget adjustment.

Mid-Year Financial Trend Summary

As of December 31, 2025, the mid-year financial indicate that both revenues and expenditures are tracking favorably against the FY 2025–26 adopted budget, with variances primarily due to timing differences. Year-to-date operating expenses represent approximately 79% of the total operating budget remaining, largely attributable to the deferral of water purchase payments and program expenses scheduled for later in the fiscal year. Administrative expenses include the annual CalPERS unfunded liability contribution; certain costs, such as election-related expenditures, will be recognized at fiscal year-end. Water purchase expenditures are significantly under budget at mid-year, as large untreated water and cyclic storage purchases are planned for the second half of the year. Operating revenues remain below budget levels at this point, with approximately 71% of the budget remaining, primarily due to the recognition of untreated water sales in

subsequent periods. Overall, operations have generated a positive net position through December, supporting reserve levels and maintaining financial stability as the District enters the second half of the fiscal year.

Attachment



**UPPER SAN GABRIEL VALLEY MWD
FINANCIAL SUMMARY AS OF DECEMBER 31, 2025**

	FY ACTUAL		FY ACTUAL YEAR-TO-DATE	FY 2025-26 BUDGET		AMOUNT OF BUDGET REMAINING		PERCENT OF BUDGET REMAINING	Comments
	MONTH			BUDGET		REMAINING	REMAINING		
Expenses									
Administrative Expenses	\$ 665,226	\$ 1,721,208	\$ 2,892,000	\$ 1,170,792			40.5%	YTD expenses include payment of annual contribution to CalPERS related to Upper District's unfunded accrued liability. Annual provision for election cost will not be booked until June 30, 2026.	
Water Conservation Program	155,753	1,023,651	1,901,600	877,949			46.2%	YTD expenses are consistent with budgeted amounts.	
Stormwater Program	3,442	20,652	41,300	20,648			50.0%	YTD expenses are consistent with budgeted amounts.	
Recycled Water Program	88,882	898,949	2,227,000	1,328,051			59.6%	As of December 31st, total recycled water purchases is about 1,200 AF, 57% of budget.	
Water Quality and Supply Program	35,680	344,007	623,200	279,193			44.8%	YTD expenses are consistent with budgeted amounts.	
Water Purchases	1,999,513	9,831,909	57,511,300	47,679,391			82.9%	As of December 31st, Upper Water has purchased 2,185 AF of treated water and 31,482 AF of untreated water, including Watermaster's RDA water purchases of 23,981.80 AF and Upper Water's cyclic storage purchases of 7,500 AF, both to be paid in February 2026.	
Operating Expenses	2,948,496	13,840,376	65,196,400	51,356,024			78.8%		
Operating Revenues	8,131,943	18,683,820	65,399,200	46,715,380			71.4%	December results include Watermaster's net RTS share of \$5.16 million for FY 25/26. Revenue from untreated water sales in December totaling 23,981.80 AF will be collected and reported in February 2026.	
Net Reserve Activity from Operations (-/+)	5,183,447	4,843,444	202,800	n/a			n/a		
Capital Expenditures	-	-	197,000	197,000			100.0%		
Capital Program Revenues	-	-	-	-			0.0%		
Net Change in Cash Due to Capital Outlays	-	-	(197,000)	n/a			n/a		
Total Change in Fund Balances	\$ 5,183,447	\$ 4,843,444	\$ 5,800	n/a			n/a		

**UPPER SAN GABRIEL VALLEY MUNICIPAL WATER DISTRICT
FINANCIAL STATEMENT AND BUDGET COMPARISON
AS OF DECEMBER 31, 2025**

	FY ACTUAL MONTH	FY ACTUAL YEAR-TO-DATE	FY 2025-26 BUDGET	AMOUNT OF BUDGET REMAINING	PERCENT OF BUDGET REMAINING
ADMINISTRATIVE AND OPERATING REVENUES					
50% @ 12-31-25					
Water Rate Revenues					
Tier 1 Treated	1,016,137	3,174,786	4,369,300	1,194,514	27%
Tier 1 Untreated	-	3,921,854	47,424,000	43,502,146	92%
Upper Surcharge Tier 1 Treated	18,892	205,813	309,000	103,187	33%
Upper Surcharge Tier 1 Untreated	-	1,406,896	5,356,000	3,949,104	74%
MWD Capacity Charge Revenue	39,650	181,350	394,000	212,650	54%
MWD RTS Revenue	5,191,990	5,258,713	-	(5,258,713)	0%
Gross MWD Standby Charge-Revenue Reconciliation	496,593	993,186	1,950,000	956,814	49%
MSGB Watermaster-Ready-to-Serve	6,300	37,800	75,600	37,800	50%
Sub Total	6,769,562	15,180,398	59,877,900	44,697,502	75%
Revolving Revenue					
MSGB Watermaster-SG River Watermaster	-	123,500	106,500	(17,000)	-16%
Sub Total	-	123,500	106,500	(17,000)	-16%
Other Administrative Revenues					
Interest/Investment Earnings	16,674	238,314	150,000	(88,314)	-59%
Taxes	264,281	486,653	822,000	335,347	41%
Other Income (Loss)	34,400	46,941	31,800	(15,141)	-48%
Sub Total	315,355	771,908	1,003,800	231,892	23%
TOTAL ADMINISTRATIVE REVENUES	7,084,917	16,075,806	60,988,200	44,912,394	74%
CAPITAL PROJECT FUND REVENUES					
Recycled Water Revenues					
Recycled Water Sales	49,285	337,902	573,000	235,098	41%
Upper Recycled Water Surcharge Revenue	136,080	1,033,184	1,276,000	242,816	19%
Metropolitan Water District LRP Funds	14,117	82,173	120,000	37,827	32%
Parcel/Standby Charge	810,480	862,783	2,050,000	1,187,217	58%
Interest/Investment Earnings	1,437	17,484	13,000	(4,484)	-34%
Sub Total	1,011,399	2,333,526	4,032,000	1,698,474	42%
Water Conservation Revenues					
Conservation Program Contributions	34,781	258,833	322,500	63,667	20%
Sub Total	34,781	258,833	322,500	63,667	20%
TOTAL CAPITAL PROJECT FUND REVENUES	1,046,180	2,592,359	4,354,500	1,762,141	40%
OTHER FUND REVENUES					
Water Quality and Supply Program Revenues					
Interest/Investment Earnings	-	1,735	50,000	48,265	97%
Sub Total	-	1,735	50,000	48,265	97%
Rate Stabilization Fund Revenues					
Interest/Investment Earnings	846	13,920	6,500	(7,420)	-114%
Sub Total	846	13,920	6,500	(7,420)	-114%
TOTAL OTHER FUND REVENUES	846	15,655	56,500	40,845	72%
TOTAL REVENUES	8,131,943	18,683,820	65,399,200	46,715,380	71%

UPPER SAN GABRIEL VALLEY MUNICIPAL WATER DISTRICT
FINANCIAL STATEMENT AND BUDGET COMPARISON
AS OF DECEMBER 31, 2025

	FY ACTUAL MONTH	FY ACTUAL YEAR-TO-DATE	FY 2025-26 BUDGET	AMOUNT OF BUDGET REMAINING	PERCENT OF BUDGET REMAINING
ADMINISTRATIVE EXPENSES					
50% @ 12-31-25					
Personnel Expenses					
Employee Salaries	141,316	827,543	1,637,000	809,457	49%
Employee Benefits	28,189	166,852	389,500	222,648	57%
Retired Employee Benefits	16,299	58,186	122,100	63,914	52%
Employee Travel/Conference	1,155	10,269	60,000	49,731	83%
Sub Total	186,959	1,062,850	2,208,600	1,145,750	52%
Director Expenses					
Director Compensation	19,756	119,603	216,000	96,397	45%
Director Benefits	12,337	87,328	181,000	93,672	52%
Retired Director Benefits	3,383	15,802	28,400	12,598	44%
Director Public Outreach	1,458	10,519	25,000	14,481	58%
Director Travel/Conference	3,459	20,434	60,000	39,566	66%
Sub Total	40,393	253,686	510,400	256,714	50%
Pension/OPEB Expense					
CalPERS-Employees, Directors, Retirees	512,150	641,752	359,000	(282,752)	-79%
Sub Total	512,150	641,752	359,000	(282,752)	-79%
Office Expenses					
Office Supplies/Equipment	4,165	26,647	45,000	18,353	41%
Equipment Operations & Maintenance	1,340	4,088	22,000	17,912	81%
Computer Systems	452	43,016	63,000	19,984	32%
Dues and Assessments	-	84,354	86,600	2,246	3%
Meeting Expense	2,910	9,958	37,000	27,042	73%
Sub Total	8,867	168,063	253,600	85,537	34%
Facility Expenses					
Building Maintenance	4,524	20,932	64,000	43,068	67%
Liability/Property Insurance	-	84,400	82,200	(2,200)	-3%
Telephone/Utilities	5,814	22,955	56,000	33,045	59%
Sub Total	10,338	128,287	202,200	73,913	37%
Professional Services					
Legal/Financial	5,410	31,321	110,000	78,679	72%
Engineering	-	45,924	145,000	99,076	68%
Auditor	6,500	20,030	32,300	12,270	38%
Outside Services	3,592	22,761	55,000	32,239	59%
Public Information/Outreach	-	432	1,700	1,268	75%
Sub Total	15,502	120,468	344,000	223,532	65%
Other Expenses					
Election Costs	-	-	322,000	322,000	100%
Sub Total	-	-	322,000	322,000	100%
Allocation to Projects and Programs					
Salaries/Overhead Allocated to Projects	(108,983)	(653,898)	(1,307,800)	(653,902)	50%
Sub Total	(108,983)	(653,898)	(1,307,800)	(653,902)	50%
Total Administrative Expenses	665,226	1,721,208	2,892,000	1,170,792	40%
Water Purchases					
Tier 1 Treated	571,417	2,974,511	4,369,300	1,394,789	32%
Tier 1 Untreated	-	3,921,854	47,424,000	43,502,146	92%
MWD Capacity Charge	105,300	210,600	394,000	183,400	47%
MWD Ready-to-Serve Charge	1,322,796	2,601,444	5,217,500	2,616,056	50%
Sub Total Water Purchases	1,999,513	9,708,409	57,404,800	47,696,391	83%
Revolving Expenses					
San Gabriel River Watermaster	-	123,500	106,500	(17,000)	-16%
Sub Total Revolving Expenses	-	123,500	106,500	(17,000)	-16%
Total Water Purchases/Revolving Expenses	1,999,513	9,831,909	57,511,300	47,679,391	83%
TOTAL ADMINISTRATIVE EXPENSES	2,664,739	11,553,117	60,403,300	48,850,183	81%

UPPER SAN GABRIEL VALLEY MUNICIPAL WATER DISTRICT
 FINANCIAL STATEMENT AND BUDGET COMPARISON
 AS OF DECEMBER 31, 2025

	FY ACTUAL MONTH	FY ACTUAL YEAR-TO-DATE	FY 2025-26 BUDGET	AMOUNT OF BUDGET REMAINING	PERCENT OF BUDGET REMAINING
RECYCLED WATER PROGRAM EXPENSES					
	50% @ 12-31-25				
Water Purchases-Recycled Water	22,075	237,871	573,000	335,129	58%
SWRCB Loan Repayment	-	188,281	791,000	602,719	76%
Salaries and Overhead Allocation	6,642	39,852	79,700	39,848	50%
Standby Charge Development/Implementation	13,233	16,866	18,700	1,834	10%
Engineering - General	6,600	21,450	40,000	18,550	46%
Lobbyist	7,500	45,000	95,000	50,000	53%
Legal and Financial	-	-	3,000	3,000	100%
Public Information	-	2,406	5,000	2,594	52%
Operation and Maintenance Phase I/IIA	43,280	234,325	421,300	186,975	44%
Operation and Maintenance Phase IIB	(10,448)	112,898	200,300	87,402	44%
Sub Total	88,882	898,949	2,227,000	1,328,051	60%
TOTAL RECYCLED WATER PROGRAM EXPENSES	88,882	898,949	2,227,000	1,328,051	60%
STORMWATER PROGRAM EXPENSES					
<u>Stormwater Program</u>					
Salaries and Overhead Allocation	3,442	20,652	41,300	20,648	50%
Sub Total	3,442	20,652	41,300	20,648	50%
TOTAL STORMWATER PROGRAM EXPENSES	3,442	20,652	41,300	20,648	50%
CAPITAL PROGRAM EXPENSES					
<u>San Gabriel Valley Water Recycling Project</u>					
Direct Reuse Program	-	-	100,000	100,000	100%
Legal and Financial	-	-	2,000	2,000	100%
Sub Total	-	-	102,000	102,000	100%
<u>Other Capital Program Expenses</u>					
USG Connections	-	-	95,000	95,000	100%
Sub Total	-	-	95,000	95,000	100%
TOTAL CAPITAL PROGRAM EXPENSES	-	-	197,000	197,000	100%

UPPER SAN GABRIEL VALLEY MUNICIPAL WATER DISTRICT
FINANCIAL STATEMENT AND BUDGET COMPARISON
AS OF DECEMBER 31, 2025

WATER CONSERVATION EXPENSES	FY ACTUAL MONTH	FY ACTUAL YEAR-TO-DATE	FY 2025-26 BUDGET	AMOUNT OF BUDGET REMAINING	PERCENT OF BUDGET REMAINING 50% @ 12-31-25
WATER USE EFFICIENCY PROGRAM					
<u>Residential Programs</u>					
Member Agency Administered Programs	33,843	214,497	167,500	(46,997)	-28%
Regional Rebate Program	1,284	23,191	50,000	26,809	54%
Sub Total	35,127	237,688	217,500	(20,188)	-9%
<u>Commercial/Industrial/Institution Programs</u>					
Member Agency Administered Programs	-	35,338	105,000	69,662	66%
Regional Rebate Program	-	5,000	-	(5,000)	0%
Sub Total	-	40,338	105,000	64,662	62%
<u>Allocation to Conservation Programs</u>					
Salaries & Overhead	19,625	117,750	235,500	117,750	50%
Sub Total	19,625	117,750	235,500	117,750	50%
TOTAL WATER USE EFFICIENCY PROGRAM EXPENSES	54,752	395,776	558,000	162,224	29%
EDUCATION & COMMUNITY OUTREACH PROGRAM					
<u>Watershed Programs</u>					
Natural Vegetation Restoration Program	216	9,124	20,000	10,876	54%
Sub Total	216	9,124	20,000	10,876	54%
<u>Educational Programs</u>					
Educational Activities	3,202	10,984	60,000	49,016	82%
Memberships	3,022	75,524	145,000	69,476	48%
Educational Materials/Grant Program	22,641	21,515	60,000	38,485	64%
Educational Outreach Programs/Events	-	6,316	160,000	153,684	96%
Sub Total	28,865	114,339	425,000	310,661	73%
<u>Outreach and Information Programs</u>					
Public Workshops/Seminars	1,750	11,318	40,000	28,682	72%
Conservation Devices/Items	2,654	37,750	45,000	7,250	16%
Bottled Water Program	259	3,598	15,500	11,902	77%
Community/Industry Sponsorships	-	16,300	35,000	18,700	53%
Displays/Fairs/Presentations	511	2,671	5,000	2,329	47%
Conferences/Meetings	2,184	4,926	12,000	7,074	59%
Public Information	4,799	54,717	100,000	45,283	45%
Technical Assistance	12,588	88,052	70,000	(18,052)	-26%
Legal/Financial	-	2,030	10,000	7,970	80%
Sub Total	24,745	221,362	332,500	111,138	33%
<u>Allocation to Conservation Programs</u>					
Salaries & Overhead	47,175	283,050	566,100	283,050	50%
Sub Total	47,175	283,050	566,100	283,050	50%
TOTAL EDUCATION & COMMUNITY OUTREACH PROGRAM EXPENSES	101,001	627,875	1,343,600	715,725	53%
TOTAL WATER CONSERVATION EXPENSES	155,753	1,023,651	1,901,600	877,949	46%
WATER QUALITY AND SUPPLY PROGRAM EXPENSES					
<u>Policy 9-00-8 Groundwater Remediation Projects</u>					
Engineering for Water Supply Projects	-	62,627	73,000	10,373	14%
Legislative Consultant	1,080	51,080	125,000	73,920	59%
Outside Services	2,500	15,000	-	(15,000)	0%
Sub Total	3,580	128,707	198,000	69,293	35%
<u>Other Expenses</u>					
Urban Water Management Plan/Related Studies	-	278	20,000	19,722	99%
Integrated Resources Plan	-	20,755	10,000	(10,755)	-108%
Water Supply Reliability Plan/Emergency Preparedness	-	443	5,000	4,557	91%
Legal and Financial	-	1,224	5,000	3,776	76%
Salaries and Overhead Allocation	32,100	192,600	385,200	192,600	50%
Sub Total	32,100	215,300	425,200	209,900	49%
TOTAL WATER QUALITY AND SUPPLY PROGRAM EXPENSES	35,680	344,007	623,200	279,193	45%
TOTAL ADMINSTRATIVE/OPERATING/PROGRAM EXPENSES	2,948,496	13,840,376	65,393,400	51,553,024	79%

**UPPER SAN GABRIEL VALLEY MUNICIPAL WATER DISTRICT
SUMMARY OF CASH AND INVESTMENTS
December 31, 2025**

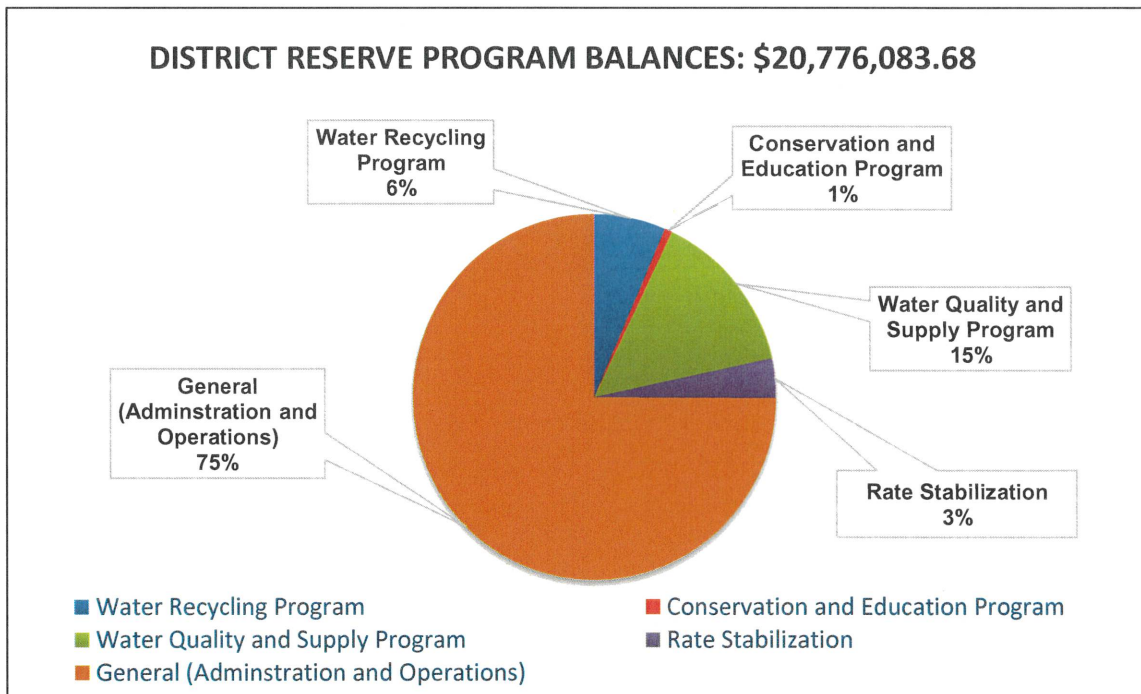
CASH AND INVESTMENT BALANCES

	Amount (\$)	
Cash Account Balances		
General Fund-Checking	\$	376,922.67
Water Fund-Checking		372,284.21
Revolving Fund		114,576.01
Revolving Payroll Fund		329,144.27
Total Cash Account Balances	\$	1,192,927.16
Investment Account Balances		
	Market Value	Cost/Book Value
Local Agency Investment Fund	\$ 13,808,326.06	\$ 13,808,326.06 *1
Other Investments	5,774,830.46	5,684,412.49 *2
Total Investment Account Balances	\$ 19,583,156.52	\$ 19,492,738.55
Total Cash and Investment Balances	\$ 20,776,083.68	(see picture chart below)

PROGRAM BALANCES

Program Fund:		
Water Recycling Program	\$	1,331,751.00
Conservation and Education Program		135,059.00
Water Quality and Supply Program		3,020,421.00
Sub Total		4,487,231.00
Rate Stabilization		718,740.00
Adminstration & Operations		15,570,112.68
Total Program Balances	\$	20,776,083.68

MANAGEMENT STATEMENT: It is the opinion of management that all fund balances are in compliance with all applicable statutes and the current investment policy of the District. It is also the opinion of management that projected cash flow liquidity is adequate to meet the next six months of expected obligations of the District.



*1: Source Local Agency Investment Fund 11/30/25 Statement

*2: Source Chandler Asset Management 11/30/25 Statement

MEMORANDUM

Item 7. (h) CONSENT

DATE: February 11, 2026
TO: Board of Directors
FROM: Government Affairs and Community Outreach Committee and General Manager
SUBJECT: Water Education for Latino Leaders – Associate Membership

Recommend Action

Government Affairs and Community Outreach Committee is seeking direction from the Board regarding the associate membership for Water Education for Latino Leaders.

Background

Water Education for Latino Leaders (WELL) is a statewide nonprofit organization that began its mission in 2012 by Victor Griego. Over the years, WELL has that has trained more than 2,000 local elected officials and seeks to create a "bench" of elected officials composed of women, Latinos, and other people of color who are ready to take the helm and lead California toward sustainable water policies. WELL defines a Latino leader as any elected official representing a Latino constituency, which includes approximately 90 percent of elected officials in California.

WELL accomplishes their work through a variety of programs, including the WELL UnTapped Fellowship Program, WELL UnTapped Network (WUN), legislative water workshops, annual conferences, regional workshops, webinars, and the La Cascada Newsletter.

Upper Water has been an associate member of WELL for over 10 years. Staff was notified three years ago that WELL had adjusted their membership levels, increasing the associate level to \$15,000 annually. Due to our longstanding partnership with WELL, we were able to hold our membership payment at \$10,000 for the last three years.

WELL is seeking for the 2026 renewal that Upper Water align with the current associate member level of \$15,000. Industry/Association memberships are paid out of the district's Community Outreach Budget that has a line-item budget of \$145,000.

Staff is seeking direction from the Board on approving the membership increase for WELL to \$15,000 for FY 25-26. A summary of membership benefits is attached.

ATTACHMENT

Invoice

Water Education for Latino Leaders

930 Colorado Blvd Building 1
Los Angeles, CA 90041
Federal Tax ID No:84-3563310

Date	Invoice #
1/14/2026	2025-151

Bill To

Upper San Gabriel Valley WD Atten: Patty Cortez 248 E Foothill Blvd, Monrovia, CA 91016
--

Quantity	Description	Rate	Amount
1	WELL ASSOCIATE MEMBERSHIP 2026 - Organization's logo will be featured as an Associate Member on our website - Recognition in the WELL conference event digital programs - Recognition in monthly e-newsletter - Recognition in WELL Webinar series as an Associate Member - Invitation to the WELL Untapped Fellowship graduation dinner - One article in WELL's newsletter	15,000.00	15,000.00
Make all checks payable to Water Education for Latino Leaders If you have any questions concerning this invoice, contact Marrisa Stanley, Marissa@latinosforwater.org or 909-670-2928		Total	\$15,000.00

Invasive mussels spread, could clog irrigation systems

January 28, 2026

By Vicky Boyd

Since the non-native golden mussel was first discovered in October 2024 in the Sacramento-San Joaquin Delta, the potentially pipe-clogging mollusk has spread as far south as Riverside County.

Invasive pest management experts acknowledge eradication is likely impossible. They say the goal now should be to protect noninfested water bodies from mussel introductions. But it won't be easy.

"Preventing spread to areas that receive delta water via the California Aqueduct is a large challenge," said Tanya Veldhuizen, program lead for the State Water Project Aquatic Nuisance Species Program.

"Currently available technology to prevent the transfer of mussels is very limited and applicable to only very small volumes of water."

Already, the golden mussel has disrupted maintenance activities at the Port of Stockton and a handful of water providers, and its impact is only expected to grow.

Andrew Genasci, San Joaquin Farm Bureau executive director and a member of the San Joaquin County Golden Mussel Ad Hoc Committee, said the new invader could affect farmers and districts that pump from the delta and flood-control projects. Although flood control may be needed only a few times a year, having a workable system is crucial during heavy rainfall.

"If the pipe is completely encrusted, all of a sudden you can't pump out the flood waters," he said.

Delta farmers also may receive a rude surprise as they crank up their irrigation systems at the beginning of the season, only to find pipes are clogged with mussels, he said.

The San Joaquin County Board of Supervisors established the local golden mussel committee to aide communication between state agencies and potentially affected groups in the county.

If history repeats itself, golden mussels could easily spread overland through human-related activities such as boating. Wildlife biologists saw this occur with the related invasive zebra and quagga mussels after they initially were found in 2007 and 2008 in the lower Colorado River, Lake Mead and Lake Mohave. The pests are now also found in Southern California.

The concern with the golden mussel is that it's much hardier and can survive in aquatic environments with more divergent calcium, pH, temperature and salinity levels than its relatives. Minute golden mussel veligers, or mussels in a free-floating immature stage, can survive and go undetected in as little as a capful of water.

That's why one of the main management recommendations from the state multiagency 2025 Golden Mussel Framework is to clean, drain and dry all watercraft before entering a waterway and after pulling them out.

Many water districts took heed in 2025 and some went so far as closing all boat launches at their reservoirs to prevent mollusk infestations. The East Bay Municipal Utility District, for example, shut Pardee, Camanche and San Pablo reservoirs to boating unless the crafts were at permanent slips or on-site dry storage at the close of the 2024 season.

At its November 2025 meeting, the EBMUD Board of Directors voted to reopen Camanche and San Pablo reservoirs to recreational boating in 2026, provided trailered vessels pass inspection, undergo a mandatory 30-day quarantine and are affixed with a tamper-proof band. The district does not plan to reopen Pardee Reservoir this year.

“Due to its critical function as the primary water source for 1.4 million people, it will remain closed to protect the environment and vital infrastructure,” EBMUD spokesperson Nelsy Rodriguez said. The district plans to continue sampling for mussels monthly.

To help water districts and other boat facility operators, the California Department of Fish and Wildlife last September awarded about \$1.3 million in grants for mussel-related boat inspections.

Known scientifically as *Limnoperna fortunei*, golden mussels are native to Southeast Asia. They likely hitchhiked in ship bilge water into the Stockton Deepwater Ship Canal and Port of Stockton, where they were confirmed in October 2024. Since then, they've spread and been found from the Sacramento River near Rio Vista to the Santa Ana Valley Pipeline south of Highway 60 in Riverside County.

They also have been detected in San Luis Reservoir, the Friant-Kern Canal, Westlands Water District pumps and in several places along the California Aqueduct.

Golden mussels average about 0.75 inches and get their name from the shell's yellow to golden color. Their appearance is similar to zebra and quagga mussels. To differentiate the newcomer from the other two, wildlife experts use genetic testing or microscopic examination.

As filter feeders, golden mussels also can disrupt aquatic environments, deplete water's oxygen levels and cause algae blooms. They begin reproducing at about 3 months old, reproduce year-round and release millions of eggs. As a result, they can quickly build populations, encrusting pipes, motors, boat hulls and other hard surfaces.

For now, researchers continue to study potential management measures, including ultraviolet light, molluscicides, copper, chlorine, and antifouling coatings and paints.

Kelly Stockton-Fiti, a Henderson, Nevada-based consultant who has spent 18 years studying invasive mollusks, said the challenge will be finding methods that target golden mussels without affecting other

species. She spoke about invasive bivalves at the Association of California Water Agencies fall conference in December.

Part of Stockton-Fiti's research has involved validating Zequanox, a microbial-based pesticide that disrupts the digestive systems of zebra and quagga mussels. Whether the product also is as effective against golden mussels has yet to be determined.

She said questions also remain about how long golden mussels can survive in a dry environment such as the watercraft dry-out period required by some water districts and the lethal temperature for hot-water cleaning.

"It takes time to come up with answers," Stockton-Fiti said. "The best we can do is clean, drain and dry for now."

To monitor the golden mussels' spread, California wildlife officials ask people who think they've seen it to take a clear, close-up photo of it near an identifiable object, such as a coin or ruler, for scale. Fill out the golden mussel reporting form found at <https://tinyurl.com/3jes9kww> and upload the image under the "Did you see mussels?" question.

LOCAL NEWS

Cheaper recycled water is coming. But your water bill will still go up. Here's why.

Drought angst has been replaced by anger about water rates. That has caused a rift between the San Diego County Water Authority and 22 cities and other water customers.

By Lucas Robinson | lucas.robinson@sduniontribune.com | The San Diego Union-Tribune

PUBLISHED: January 28, 2026 at 5:00 AM PST



Liquid oxygen tanks at the Pure Water facility under construction in San Diego two years ago. (Ana Ramirez / The San Diego Union-Tribune)

Three communities – San Diego, Oceanside and parts of East County – are entering the era of recycled water, at a crucial moment for local water politics. How that gets sorted out will be reflected in San Diegans' water bills.

A decade ago, amid worries about the impact of drought on water supplies, those San Diego municipalities turned to recycled water, that is, turning sewage into drinking water. One local city, Carlsbad, also has a desalination plant, which turns seawater into drinking water.

All those recycled water projects now are coming to fruition. But angst about drought has been overtaken by concern about the rising cost of water from the San Diego County Water Authority, which sells water to 22 cities, water districts and other member agencies in the county.

In the past two years, the water authority's rates have grown by 23%.

The San Diego Union-Tribune

Annual rate hikes are now expected to be more modest, but they're still forecasted to rise anywhere from 38% to 65% over the next decade, according to a new long-term financial plan the agency adopted last week.

Why is this happening? What do the new water technologies change? We try to explain.

Q: Why is the water authority's water so expensive?

Over the years, the water authority has secured a diverse supply of water for the region, at a time when other parts of California face shortages.

About 50% of the county's water comes from the Colorado River under a 2003 agreement the water authority has with the Imperial Irrigation District in the Imperial Valley, other water districts and the state and federal governments.

The agreement guarantees that San Diego County will receive water from the Imperial Irrigation District until 2077. Another part of the agreement guarantees a secondary source of conserved water until 2112.

Another 17% of the county's water comes from local surface water. Twelve percent comes from buying water from the Metropolitan Water District of Southern California, which gets water from different sources, including the Colorado River, and 5% comes from the desalination plant in Carlsbad.

But there's a problem.

The water authority built and secured these supplies based on flawed population projections which predicted the San Diego region would have a much higher population than it currently does.

That means the region is using far less than the water authority originally thought.

But the water authority is still contractually required to buy more water from the Colorado River via the Imperial Valley than it needs under the terms of the multi-party 2003 agreement.

That's what causes the San Diego region to have runaway water costs.

What makes this hard for some to grasp is that the water authority's system breaks the rules of supply and demand.

Basic economics say that when supply (water) goes up and demand goes down (from less growth and water conservation efforts paying off), prices go down as well.

With the water authority, the opposite happens.

Lower water demand requires the water authority to raise rates in order to cover its built-in, set costs – mainly water purchases from the Imperial Valley.

Water authority officials defend their past moves to secure a reliable water supply, albeit a pricey one.

Others, especially leaders at the City of San Diego, feel differently.

The San Diego Union-Tribune

“A reliable supply that no one can afford is not actually reliable nor in the public interest,” Jordan More, the city’s independent budget analyst, wrote in a recent report.

Q: So what do recycled water systems like Pure Water mean for water rates?

Rates are going up for everyone. The only question is, by how much. And that’s going to depend on a lot of factors yet to be determined.

Water costs vary across cities and water districts due to differences in local supply, infrastructure spending and how much they buy from the water authority. But in San Diego, officials say that once Pure Water comes online in early 2027, the water it produces will be cheaper than the water supplied by the water authority.

According to San Diego water official Lisa Ceyala, Pure Water will produce water at \$2,100 per acre foot, which equates to roughly 326,000 gallons. Water from the water authority costs \$2,600 per acre foot.

But because the three recycled water projects will cause a 15% drop in the water authority’s sales, according to spokesperson Jordan Beane, demand falls and the water authority’s rates have to go up to cover its built-in costs.

Beane said the water authority doesn’t have figures for how much its rates will go up because of each recycled water project. But the water authority is forecasting a rate hike of nearly 18% over 2034 and 2035, the year the second phase of San Diego’s Pure Water system will come online.

That’s bad for all the cities and water districts which won’t have access to new recycled water supplies to offset rate hikes.

Princess Norman, who represents the Ramona Municipal Water District on the water authority’s board, chastised San Diego officials over Pure Water during a board meeting last week.

“By doing Pure Water for your particular citizens or residents, you’re not acknowledging that that is what is raising the rates for the rest of us,” Norman said.

“I thought we were a team, how naive of me,” she added.

Q: What’s the water authority going to do about this?

The water authority wants to temper future rates hikes by selling its excess water to other states. Amid ongoing, strained negotiations among states on the Colorado River over the future of its supply, a deal has yet to materialize.

In the meantime, the water authority has discussed changes to its cost structure that would be good for communities which don’t have recycled water, but bad for San Diego.

Right now, most of what cities and water districts pay to the water authority is based on how much water they buy. A smaller portion is a set, or fixed cost for things like upgrades to its network of pipes, pump stations and other infrastructure and the transportation of water.

But talks are underway at the water authority to make fixed-costs a bigger portion of its rates.

The San Diego Union-Tribune

Such a move shows the “double-edged sword” communities building recycled water supplies have created for themselves, said Lindsay Leahy, general manager of the Valley Center Municipal Water District.

“Things are changing very dramatically,” Leahy said.

The more the authority goes to fixed costs, the less cost savings it means for systems like San Diego’s Pure Water recycling system. That’s because a smaller part of the city’s bill from the water authority would be based on how much water the city buys from it.

Q: What’s the city doing about this?

The city plans to use its sway on the water authority’s board to fight back if more fixed charges are pursued.

Should that happen, the city’s independent budget analyst encouraged the city’s 10 representatives on the 34-person board to try and shrink the water authority’s budget and curb its water purchases.

So far, the city’s most recent attempt to alter the water authority’s fiscal policies have failed.

Last week, City Council member Stephen Whitburn tried to lower the water authority’s debt service coverage ratio, meaning the amount of cash it has in relation to its debt payments. Whitburn argued the water authority is holding on to more money than is needed to pay off its debt, which puts pressure on rates.

Whitburn’s proposal ultimately failed on a 6-8 vote by the board’s administrative and finance committee. All of the city’s four committee representatives voted in support alongside representatives from Carlsbad and Oceanside.

Financial officials with the water authority warned that Whitburn’s proposal could backfire and end up making the region’s water supply more expensive through higher interest rates.

“This is the city playing politics with the region,” said Kathleen Coates Hedburg, who represents East County’s Helix Water District. “I don’t know where you’re getting your financial advice.”

DWR: How the State Water Project used adaptive management to capture more water during recent storms

mavensnotebook.com/2026/01/29/dwr-how-the-state-water-project-used-adaptive-management-to-capture-more-water-during-recent-storms/

Water project operations, Maven

January 29, 2026



This aerial view shows the Clifton Court Forebay, which is part of the John E. Skinner Delta Fish Protective Facility (not shown), located two miles upstream of the Banks Pumping Plant in Contra Costa County, California. Kelly M Grow / DWR

Water project operations

Maven

From the Department of Water Resources:



As runoff from the last sizable storm was rolling down California rivers to San Francisco Bay in December, operators of the State Water Project used scientific information and modeling about the movement of fish species in the Sacramento-San Joaquin Delta to adjust operations and capture additional water supply without compromising species protections.

Flexibility in the project's Incidental Take Permit (ITP), plus tight coordination with the California Department of Fish and Wildlife (CDFW), allowed for a modest boost in State Water Project storage. Such flexibility is increasingly important in an era of weather whiplash. Long stretches of dry days frequently follow big storms, as happened in January.

Operation of the State Water Project during the storm that began in mid-December illustrates how the California Department of Water Resources (DWR) managed adaptively, in coordination with regulators, to balance protection of endangered species and water supply for 27 million Californians. It demonstrates the usefulness of cutting-edge science and the importance of coordination among agency scientists.

DWR's ITP calls for the State Water Project to ramp down pumping during the first big storms of the season. Otherwise known as the "first flush" period, monitoring data shows that this is the time when endangered species such as Chinook salmon move downstream to the ocean or when endangered sturgeon and smelt species migrate to upstream spawning grounds. In either case, fish risk being salvaged or killed if they move into south Delta channels near the State Water Project pumping plant.

When the mid-December storm arrived, DWR scientists evaluated risk for fish at the pumps using real-time monitoring information and prediction models. During the "first flush" event, DWR scientists hypothesized that fish salvage at the pumps would decrease as river flows to the Delta increased. Subsequently, DWR proposed a modification to the "first flush" action to CDFW, requesting additional water supply exports as river flows increased to high levels. CDFW approved the operations plan.

When spring-run were salvaged, pumping was dialed back. Once the spring-run moved out of the area, pumping was ramped back up and there was no further salvage of endangered species at the pumps. Real-time data showed that few species were present in the Delta at this time.

This exercise of real-time flexibility reduced overall Delta outflow by about one percent and gained 15,000 acre-feet of water supply for the State Water Project, roughly enough to supply 45,000 homes for a year.

The experience reinforced that capturing additional water supply during high outflow periods when there are minimal risks to species is good water management.

C-WIN: Big tunnel, big taxes: Newsom's gigantic water project would spike property taxes

mavensnotebook.com/2026/01/29/c-win-big-tunnel-big-taxes-newsoms-gigantic-water-project-would-spike-property-taxes/

CommentaryDelta Conveyance Project, CA Water Impact Network (C-WIN)

January 29, 2026



The Dos Amigos Pumping Plant in Merced County and California Aqueduct are part of the California State Water Project, an energy-intensive public water project that distributes water throughout the state. (Credit: California Department of Water Resources)

CA Water Impact Network (C-WIN)
By Tom Stokely and Max Gomberg

Senior Policy Advisors, California Water Impact Network

Rising costs are squeezing Californians. Groceries, rent, gas—everything—are on a skyward trajectory. And now, water costs are adding to the affordability crisis. In San Diego, cumulative drinking water and wastewater rates are going up 93%. Other communities across the state are not far behind. But the worst could be yet to come.

Governor Newsom has been pushing to build a \$60-\$100 billion tunnel to deliver more water from the Sacramento-San Joaquin Delta to Kern County agriculture and Southern California cities. However, the tunnel would likely end up as a “stranded asset”—a capital investment with no chance of fulfilling its goals or justifying its costs. It would fail to provide water during dry periods, and its deliveries would lack demand in wet years. Moreover, if this mega-project gets approved, it will be financed by bonds supported both by water rates and by spikes in property taxes for most Californians.

That's because urban water agencies that contract with the State Water Project (SWP) are allowed to impose onerous property taxes to pay for their annual water deliveries. Typically, voter approval is now required for any increase above one percent for such "ad valorem" taxes.

But California's courts have ruled that the SWP's annual operating expenses—including delivery payments—are "voter-approved debt" since all construction, operation and maintenance costs were implicitly okayed by voters in 1960, when they cast their ballots for the SWP. Because that vote occurred prior to 1978, Proposition 13, which caps property tax increases, does not apply.

Relatively few people who voted for the SWP in 1960 may be alive today, but their children and grandchildren continue to pay for their decision through increased taxation on their homes. Agencies that rely wholly on property taxes to meet their existing SWP obligations include the Santa Clara Valley Water District, the Antelope Valley East Kern Water Agency, the Coachella Valley Water District, the San Bernadino Valley Municipal Water District and the Castaic Lake Water Agency. Many other districts rely on property taxes to pay from 10% to 85% of their SWP deliveries, including the massive Metropolitan Water District of Southern California (which supplies water to almost 19 million Californians, or about half of the state's population); the Kern County Water District; the Mohave Water Agency; and the Zone 7 Water Agency.

These taxes constitute a water agency cash cow, and appeal to agency managers because they receive much less public scrutiny than water rate increases. The Metropolitan Water District of Southern California (MWD) doubled its "special property tax" in 2024, then quickly proposed to increase it by another 71% over three subsequent years. When annual increases in assessed property values are figured in, MWD's property tax revenues will increase from \$136 million in 2024 to \$859 million by 2028—and almost \$1 billion by 2030.

Such levies beg a question: Is all that money really necessary to service the SWP's existing debt? The short answer: no. But those revenues will be necessary to fund the Newsom administration's grandiose ambitions for its \$60-\$100 billion tunnel project.

Thankfully, in a resounding defeat for the Newsom administration, the California Court of Appeal for the Third Appellate District recently upheld a lower court ruling that the state's Department of Water Resources does not have authority to issue bonds to build the tunnel.

Nevertheless, in a subsequent statement about the upcoming California state budget, Newsom reiterated his commitment to the tunnel project. Taxpayers and ratepayers should see this project for what it really is: a massive boondoggle that will push water costs through the roof when conservation and local supply projects have reduced the amount of imported water Southern California needs.

Taxes may be as inevitable as death, but taxpayers have a right to demand that their contributions are spent furthering the public interest. The proposed Delta Conveyance Project (aka the mega-tunnel) does not meet these basic metrics. Homeowners pay; corporate farms and wealthy Southern California developers benefit in the form of lavish deliveries of cheap water that swell their bottom lines. It may be a familiar story, one that skirts the boundary between patronage and outright corruption—but that doesn't mean we should tolerate it.

The California Water Impact Network is a state-wide organization that advocates for the equitable and sustainable use of California's freshwater resources for all Californians.

CLIMATE & ENVIRONMENT

Heated debate over California water plan as environmentalists warn of ‘ecosystem collapse’



The approach backed by Gov. Gavin Newsom would give water agencies more leeway in how they comply with water rules. Above, boaters on the Delta near Stockton in 2024. (Brian van der Brug / Los Angeles Times)



By Ian James
Staff Writer | [Follow](#)

Jan. 29, 2026 3 AM PT

- California regulators will soon decide on a water plan for the Sacramento-San Joaquin River Delta.
- The Newsom administration and water agencies support the proposed plan, which they say offers flexibility and would help improve the Delta's ecological health.
- Environmental advocates say the proposal would harm native fish.

The question of how to protect fish and the ecological health of rivers that feed California's largest estuary is generating heated debate in a series of hearings in Sacramento, as state officials try to gain support for a plan that has been years in the making.

"I am passionate that this is the pathway to recover fish," said state Natural Resources Secretary Wade Crowfoot. "This is the paradigm we need: collaborative, adaptive management versus conflict and litigation."

The plan is being discussed in three days of hearings convened by the State Water Resources Control Board. It sets out rules for water quality that will determine how much water can be pumped out of the Sacramento-San Joaquin River Delta for the state's farms and cities.



CLIMATE & ENVIRONMENT

Newsom's plan to give water agencies more leeway in meeting rules moves forward

July 24, 2025

Years of research shows that fish do better when there is more water in the region's rivers and the Delta itself. The fish contend with dams that cut off their spawning grounds, nonnative fish such as bass that prey on them and powerful pumps that pull them into areas where they are vulnerable.

The approach backed by Gov. Gavin Newsom would give water agencies more leeway in how they comply with water rules.

Environmental advocates said the proposal would take too much water out of the Delta and threaten fish already in severe decline. They also point out that toxic algae blooms have increased in Delta waterways, but the plan doesn't address that.

"Native fish and wildlife populations are crashing," said Gary Bobker, program director of the environmental group Friends of the River, adding that the board's upcoming decision is critically important in determining whether the state will protect the Delta's ecosystem or allow it to deteriorate further.

Native fish that are increasingly threatened include the finger-sized Delta smelt and white sturgeon, the largest freshwater fish in North America, which can reach more than 10 feet long.

"What we are witnessing can only accurately be described as ecosystem collapse," said Eric Buescher, an attorney for the group San Francisco Baykeeper.

The plan would give water agencies two ways of complying with Delta water quality goals — either limit pumping to maintain required minimum levels of water in the rivers, as has traditionally be done, or take part in so-called "voluntary agreements," in which water agencies commit to ensuring certain river flows for the environment while contributing funds for projects that restore habitat for fish and other wildlife in the Delta.



CLIMATE & ENVIRONMENT

How a 'death trap' for fish in California's water system is limiting the pumping of supplies

May 2, 2024

This approach, which state officials call the Healthy Rivers and Landscapes program, has strong support among water agencies that serve California's farms and cities.

"The traditional regulatory approach has severe water supply impacts to California's communities," said Stephen Pang, state relations advocate for the Assn. of California Water Agencies, which represents about 470 public agencies. "Climate change will continue to constrain water supply."

Participating agencies have agreed to begin a collaborative effort to restore wetlands and a science program to guide the effort. Pang said leaders of the water agencies believe this approach would "improve habitat conditions and ensure adequate flow to protect and support native species."

State officials say if the more collaborative approach falters and water agencies fail to meet commitments, they still have the option of terminating the program.

"The parties that would be subject to the regulation have sort of a vested interest in ensuring its success, and we think there's a lot of value in that as well," said Eric Oppenheimer, the board's executive director.

The board is holding hearings through Friday, and accepting written comments from the public until Feb. 2. A decision on the plan is expected later this year.



CLIMATE & ENVIRONMENT

Experts urge California to avoid pitfalls in water deals in the delta

Feb. 22, 2024

The new update of the Delta water plan, formally called the Bay-Delta Water Quality Control Plan, has been years in the making.

The last substantial changes to the plan date to 1995 for much of the watershed. In 2018, the state water board released new rules intended to increase flows in the San Joaquin River. The update will set rules for the Sacramento River and the rest of the Delta, where pumps operated by state and federal agencies send water flowing in aqueducts to farmlands and cities.

The hearings are being held after a three-year shutdown of commercial salmon fishing because of a decline in the Chinook salmon population.

“Excessive water diversions are killing California’s key salmon runs,” said Barry Nelson, an advisor to the Golden State Salmon Assn., a nonprofit group.

Nelson said he believes that the voluntary agreements are designed to weaken environmental protection at a time when the Newsom administration is proposing to take out more water by building a 45-mile water tunnel beneath the Delta as well as the new Sites Reservoir, which is planned northwest of Sacramento.

He urged the board to reject the voluntary agreements, calling them a “backroom water scam.”

More to Read

Trump’s plan to pump more water in California is ill-conceived and harmful, lawmakers say

Dec. 15, 2025



Trump administration adopts plan to pump more water in California over state objections

Dec. 4, 2025



California strongly objects to Trump's plan to pump more Delta water south

Dec. 3, 2025



Ian James

Ian James is a reporter who focuses on water and climate change in California and the West. Before joining the Los Angeles Times in 2021, he was an environment reporter at the Arizona Republic and the Desert Sun. He previously worked for the Associated Press as a correspondent in the Caribbean and as bureau chief in Venezuela. Follow him on Bluesky [@ianjames.bsky.social](https://bsky.app/profile/ianjames.bsky.social) and on X [@ByIanJames](https://twitter.com/ByIanJames).

Climate & Environment

Fighting to survive, an Altadena water company is charging a new ‘fire recovery fee’

By Ian James
Staff Writer

Jan. 31, 2026 3 AM PT

- Small water companies in Altadena are struggling since the Eaton fire wiped out customers’ homes and sharply cut what they collect from bills.
- One small utility plans to charge residents more to stave off financial failure. Some in Altadena are objecting to the rising costs, saying it’s one more financial burden as people work to rebuild.

When the Eaton fire raged through neighborhoods in Altadena, the flames leveled three-quarters of the homes served by the tiny Las Flores Water Co. It also destroyed the roofs of two covered reservoirs where the utility stored drinking water.

The company soon restored clean water to those homes left standing. But the disaster has left it with costly repairs, and a sharp drop in income since most of its 1,500 customers haven’t yet rebuilt or reconnected their water.

Attempting to avert financial failure, the private water company’s board now plans to start charging people a new “fire recovery fee” of about \$3,000 over the next five years, or about \$50 a month.

It’s the best way to avoid insolvency, said John Bednarski, president of the Las Flores board. Its reserves, now roughly \$500,000, are shrinking.

“It’s a stopgap,” Bednarski said. “We need an infusion of sustainable funds to keep the company solvent.”

The Eaton fire in January 2025 destroyed more than 6,000 homes and over 3,000 other structures.

Las Flores Water Co. is the smallest of three private water utilities in Altadena. All are grappling with budget problems after the fire and adopting plans to charge more.

Of the three, Las Flores faces the most severe cash-flow shortfall. The increase in water bills is expected to be adopted soon, affecting hundreds of property owners, including some who still haven’t been able to return home.

“It doesn’t feel fair,” said Morgan Z Whirledge, a member of the Altadena Town Council who lost his home. “That’s a lot for people to stomach, especially at a really vulnerable time.”

The plan is adding yet another complication and more stress for people who are struggling with insurance, building permits and other challenges as they try to move back, said Nick Stentzel, a homeowner whose house is damaged and who is staying in Echo Park.

“It feels very dire,” he said.

When Las Flores’ board members presented their plan for the new fee to about 200 residents at a night meeting on Jan. 22, Stentzel said some were angry and shaken.

“People are struggling,” he said. “It’s also the cost of everything going up.”

Stentzel, who owns a small TV production company, said he and his husband will be able to afford the higher water bills, but it will be tough for some of their neighbors. Las Flores’ customers already were paying relatively high bills, he said, and now a typical household could end up charged around \$200 a month in all.

He said he is worried about the water company’s future because from everything he has heard, it’s “not a very viable business.”

The disaster has destabilized local utilities that for generations quietly kept faucets flowing in Altadena. The three water companies were founded more than a century ago, when Los Angeles was still a fledgling town surrounded by farms, and miners were prospecting for gold on the slopes of the San Gabriel Mountains.

Now, some residents say the water companies should merge to cut costs and streamline operations — an idea that has prompted debate among managers of the three utilities.

Las Flores Water Co.'s extra fee, which will apply only to those who have their water service turned on, is set to stay in effect for five years while its directors work on long-term solutions.

"It makes me very nervous that we're throwing money at an incomplete plan," said Sharon Sand, who lost her home and is rebuilding. "What's going to happen if we all put this money in and then they still fail? And what's the backup plan?"

While her family's home is being rebuilt, they are paying for water to keep their plants and trees alive.

Sand said she would like the water company to be more transparent and provide details about its financial situation so she can better understand its predicament.

Each of the companies is owned by the property owners it serves, who are officially shareholders.

Las Flores serves a territory covering less than a square mile, wedged between its larger neighbors, Lincoln Avenue Water Co. and Rubio Cañon Land & Water Assn.

Leaders of Las Flores and Lincoln Avenue recently told state regulators they will study the option of merging — something distressed small water systems sometimes do when faced with contaminated drinking water or failing wells, although the process is lengthy.

Supporters of the idea say a combined utility would be able to cut costs by reducing the number of employees. Las Flores now has four employees, while Lincoln Avenue has 11. They say it could also better pursue funding to rebuild and expand, creating a more interconnected system of pipes and reservoirs.

Lincoln Avenue lost 58% of its customers and revenue after the fire, and now supplies water to about 2,400 customers, said John Clairday, the company's board president.

To offset its losses, Lincoln Avenue is raising water bills in March by about \$15 per month for a typical customer.

"We have adequate reserves," Clairday said. "We're not on the verge of bankruptcy by a long shot."

Clairday said the board is open to studying a merger but hasn't yet decided. The consolidation study will involve assessing the financial condition of both companies and the state of their systems.

Lincoln Avenue's board members want to make sure their shareholders "would be treated fairly" for the money they've invested in infrastructure, Clairday said. "We've put over \$20 million into the system over the last two decades. So we consider our system to be in excellent shape."

Las Flores, in contrast, estimates that rebuilding the two destroyed reservoirs, which were only partly insured, may cost more than \$10 million. The new \$50-a-month fee will cover only the company's operating costs, so the utility's leaders plan to seek other funding for these repairs.

Adding to the complications, Altadena's water agencies are also suing Southern California Edison, claiming its transmission line started the fire. Edison, in turn, is suing the water utilities, claiming there wasn't enough water available for firefighters.

The area's third private water company, Rubio Cañon Land & Water Assn., has similarly lost revenue since the fire destroyed some 30% of its customers' homes.

On Tuesday, its board plans to hear from residents on a proposed 11% rate hike, plus a fire recovery charge that could be between \$10 and \$30 a month.

The increases are intended to keep Rubio Cañon "solvent with reserves readily available to fund necessary improvements," General Manager Lisa Yamashita-Lopez said in an email.

However, Rubio Cañon's board has looked at its financial situation and "does not believe that consolidation would be in the best interest of the Association's shareholders," she said.

Managers of all three utilities say they are seeking help from the state and the Federal Emergency Management Agency, among other sources.

UCLA researchers said in a report last year that because these small water systems are struggling financially, “sustained local, state, and federal support is essential.”

Such problems will probably beset other utilities in the western U.S. in the coming years as climate change drives larger and more intense wildfires.

L.A. County Supervisor Kathryn Barger, whose district includes Altadena, has called for improving the water system to make it more resilient as the community rebuilds. She has also supported the idea of merging utilities, though the county has no formal authority over the companies.

Barger has contacted Gov. Gavin Newsom’s office and other state officials, advocating for long-term solutions so people in the fire zone don’t end up with higher costs, said Anish Saraiya, the supervisor’s Altadena recovery director.

Merging the utilities would help “most efficiently and cost-effectively deliver water to these communities,” Saraiya said. “Anything we can do to help drive down the costs that face our families is something that we should pursue.”

DELTA

Big-AG-backed voluntary water agreements slammed by Delta Tunnel opponents

Tribes, fishermen and environmentalists oppose Gov. Newsom's plan to increase Central Valley water deliveries up to 180,000/AF as a threat to drinking water supplies.

FEB 04, 2026



Photo by Dan Bacher

By Dan Bacher

Sacramento, CA — As fish populations in the Sacramento-San Joaquin River Delta continue to crash, a broad coalition of Californians said a resounding “No!”

last week to a Newsom administration water plan they said would further exacerbate the ecological decline of the estuary.

On Friday, Tribal members, fishing families, youth, and community allies hosted a rally and public comment opposing the Bay-Delta Plan and proposed Voluntary Water Agreements (VAs) at the California State Water Resources Control Board in Sacramento. Participants held colorful signs proclaiming “Save Our Salmon,” “Respect Our Rivers,” “Protect Our Rivers,” “Fish Need Cold Water,” and “55 to 65% Flows = Living Rivers.”

The rally and public comment took place during the final day of State Water Board hearings, marking the last opportunity for public input on a plan that would impact rivers, salmon, Delta fish species and drinking water across the state. It followed two days of powerful comments and panels opposing the plan by Tribes, Bay-Delta residents, environmental groups, and fishermen, according to a statement from Save California Salmon.

Opposition to the Voluntary Agreements has mushroomed as new federal actions by the Trump administration threaten additional water exports from the Delta – at a time when already massive water diversions have spurred the dramatic decline of salmon and Delta fish populations.

Gary Mulcahy, Government Liaison of the Winnemem Wintu Tribe, warned, “The clueless SWRCB continues to advocate for an 8-year experiment that fails to meet water, environmental, and aquatic species needs on so many levels as the VAs currently stand. And, now with the Trump administration’s ROD on Action 5 promising water deliveries of an additional 130,000 to 180,000 acre feet out of the Delta, the VAs can no longer be considered even partially viable.”

If adopted, the Bay-Delta Plan and VAs would reshape water management across nearly every watershed feeding the Bay-Delta, including the Sacramento, Feather, American, Yuba, Trinity, and Klamath Rivers. “This would threaten drinking water supplies and recreation for tens of millions of Californians,” the group noted.

Public trust advocates warn the plan prioritizes large agribusiness interests while undermining river health, Tribal Sovereignty, and fishing communities statewide.



Aerial photo of the Sacramento-San Joaquin River Delta courtesy of the USGS.

“Replacing water quality protections with Voluntary Agreements puts the needs of corporations and agriculture above drinking water protections, communities, and rivers,” said Regina Chichizola, Executive Director of Save California Salmon. “The VA pathway ignores years of Tribal, scientific, and public input and sets a dangerous precedent that voluntary compliance can replace California’s pollution laws.”

It is no surprise that Newsom is pushing these agreements when you consider that his biggest campaign donors include Big Ag billionaire oligarchs like Linda and Stewart Resnick, the owners of the Wonderful Company, as I have documented in article after article: [www.counterpunch.org/...](http://www.counterpunch.org/)

On Friday, Delta Tribes testified they were shut out of the process, despite being seriously impacted.

“For Wilton Rancheria, Delta conditions directly affect cultural practices, subsistence activities, and stewardship responsibilities,” said Vince LaPena from the Wilton Rancheria. “Salmon and other aquatic species are not merely ecological indicators; they are integral to the Tribe’s cultural identity, traditional knowledge systems, food sovereignty, and responsibilities to future generations.”

Other Tribes testified they were not consulted or included in the VA process, despite having critical connections with, and rights to, the waters impacted.

Fishing groups, including both commercial and recreational fishermen, also urged the board to choose regulation instead of Voluntary Agreements.

Vance Staplin, Executive Director of the Golden State Salmon Association (GSSA), emphasized, “Water diversions are devastating California’s largest salmon runs, shutting down commercial fishing for three years and causing serious hardship for fishing families, businesses, and communities.”

He then called on the State Water Board to act, stating that “the State Board has the sole authority to restore these salmon runs and must reject Governor Newsom’s backroom water deal, listen to the facts, and require the river flows salmon need to survive.”

Morning Star Gali, Pit River Tribal member and Executive Director of Indigenous Justice, warned that the VAs deepen long-standing harm to Tribal communities.

“After decades of fighting for clean rivers, salmon restoration, and the remediation of toxic mercury contamination, Tribal peoples are once again being forced to carry the burden of protecting our waterways for current and future generations,” Gali said. “The VA’s role in privatizing water, prioritizing corporate profit over people, must be directly addressed. We are at a critical moment, and we must act now to stop this harm.”

Frankie Myers, a Yurok Tribal member and Principal of Fix the World Consulting, reflected on the California water system’s exclusion of Tribes

“For generations, California built its water system by excluding Tribal Nations—treating our rights as invisible while benefiting from our rivers, our lands, and our stewardship. The Bay-Delta Plan cannot move forward honestly without confronting that legacy. Reconciliation is not symbolic; it requires the State to acknowledge its history of injustice and take meaningful action to correct a system that has long denied Tribes a rightful seat at the table,” Myers pointed out.

“Now is the time to reconcile that history and build a water governance framework that recognizes Tribal water rights as fundamental to California’s future, not optional!” Myers said.

Youth and Tribal community members say this is a defining moment.

Onjalee Harrison, a Karuk Tribal youth and 8th-grade student traveling to Sacramento, stated, “Without enough water, our fishing traditions and ceremonies like Boat Dances are at risk. As Native people, it is our responsibility to protect the fish, the river, and our future, which is why I oppose Voluntary Agreements that would dramatically impact my life and so many others.”

Molly Colton, Sierra Club California Organizing Manager, also testified in opposition to the Voluntary Agreements at the hearing and the rally.

“Our core request is straightforward and urgent: the Board must adopt a science-backed, enforceable regulatory pathway that does not rely on Voluntary Agreements and that guarantees unimpaired flows of 55 percent or more in the Sacramento River and its tributaries. This must be the minimum unimpaired flow threshold, no matter the precipitation level and dryness of the water year,” Colton argued.

“Anything less is inconsistent with the Board’s constitutional obligations under the Public Trust Doctrine to protect fisheries and navigable waters, its statutory mandate under the Porter-Cologne Act to prevent unreasonable degradation of water quality, and its duty under the Clean Water Act to ensure that water quality standards are sufficient to protect designated beneficial uses such as cold

freshwater habitat, migration corridors, and spawning habitat,” Colton concluded.

C-WIN: Plan protects the wealthy and powerful

The California Water Impact Network (C-WIN) also **submitted comments** on the State Water Board’s proposed updates to the Bay-Delta Water Quality Control Plan (WQCP). Their verdict: “the plan protects the wealthy and powerful and sacrifices the ecosystem.”

The plan is built around proposed “voluntary agreements” that would allow water contractors to “voluntarily” provide water in some years instead of meeting enforceable requirements to provide enough fresh water to improve beleaguered fish populations. Max Gomberg, senior policy advisor and board member for the California Water Impact Network, characterized it as a classic case of regulatory capture – the capture of the regulators by the regulated.

“The VAs are characterized by both legal and moral deficits,” stated Gomberg. “They raise the issue of whose voice counts for the purpose of settlement agreements. The settlements reflected in the VAs were reached by water districts and the state and federal agencies that manage the major water storage and delivery infrastructure. Tribes, environmental and fishery advocates, and local governments are not party to the VAs, and their interests were not included in the settlements.”

C-WIN’s comments also address other deficiencies and inequities in the draft WQCP, including:

- Disregard for the public trust doctrine
- Unsubstantiated claims regarding the plan’s “reasonable” approach to fish and wildlife protection
- The Board’s general abdication of its duties as a regulatory body and independent authority

Last week when the Water Board held three days of workshops to receive public comment on the draft WQCP, “An overwhelming majority of people spoke in opposition to the VAs, yet the Board Members indicated they believe the VAs are the only way to get more water into the Delta without disruption to existing water rights and contracts,” noted Gomberg.

Record-Breaking Public Opposition Marks Bay-Delta Plan Hearings

Then today, the Delta Tribal Environmental Coalition (DTEC), consisting of the Shingle Springs Band of Miwok Indians, Winnemem Wintu Tribe, Little Manila Rising, and Restore the Delta, announced that they had formally filed **public comments** in response to the State Water Resources Control Board’s proposed update to the **Bay-Delta Plan**, following of what they describe as “an unprecedented level of public participation” opposing the draft update.

“Delta communities and Californians more broadly do not support the flawed voluntary agreements proposal,” said Cintia Cortez, Policy Program Manager at Restore the Delta. “Deteriorating conditions are threatening the safety, health, and economic prosperity of Delta communities, cultural wellness of Delta tribes, and water supply for all Californians. We urge the Board to side with the community, who were the vast majority of respondents in recent hearings, and science in opposing the fatally flawed proposal.”

Cortez said the historic turnout reflects “extensive community organizing” led by a broad coalition of Tribes, conservation advocates, fishing groups, and environmental justice organizations, including: the Shingle Springs Band of Miwok Indians, Winnemem Wintu, California Indian Environmental Alliance, Sierra Club California, Yosemite River Alliance, San Francisco Bay-Keeper, Friends of the River, Defenders of Wildlife, California Sportfishing Protection Alliance, Restore the Delta and Save California Salmon.

“The comments submitted by DTEC reflect the clear and overwhelming opposition of everyday Californians and urge the State Water Board to reject the Voluntary Agreements approach. Instead, DTEC calls on the Board to enforce

strong, science-based protections for Delta water quality and ecosystems, uphold democratic participation in water planning, and respect Tribal sovereignty and Traditional Ecological Knowledge,” the group concluded.

Read the Coalition’s comments in full [here](#).

Dan Bacher is a veteran California journalist and environmental watchdog known for his investigative reporting on fisheries, water policy, and conservation. He documented the [2002 slaughter](#) of 70,000 adult salmon in the Klamath River in Northern California, has exposed the influence of agribusiness and oil companies on state environmental policies for decades, and is editor of [Fish Sniffer](#) magazine. He also serves on the board of the [California Water Impact Network](#) (C-WIN) as an advocate for equitable and sustainable water management policies.

SoCal Water Wars is a reader-supported publication. To receive new posts and support my work, consider becoming a free or paid subscriber.

[Previous](#)

Discussion about this post

[Comments](#) [Restacks](#)

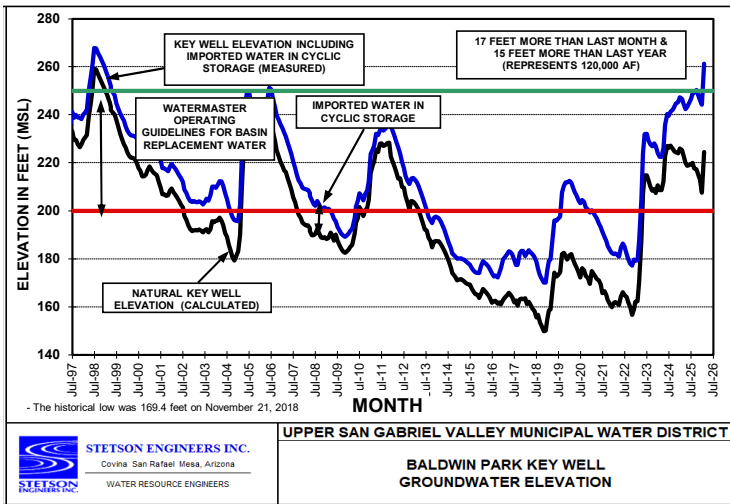


Write a comment...

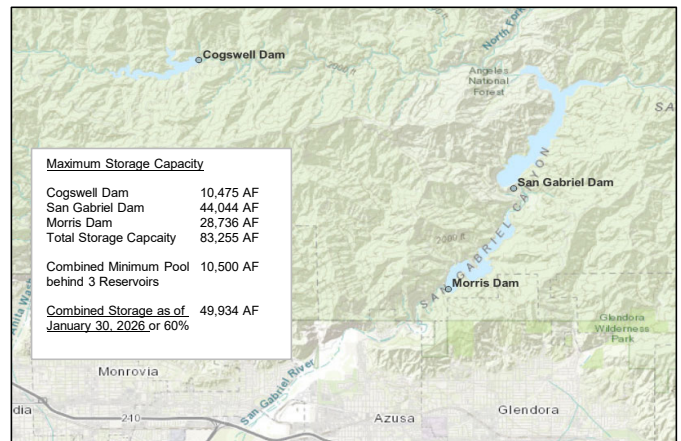


REPORT OF THE DISTRICT ENGINEER
ON HYDROLOGIC CONDITIONS
FEBRUARY 11, 2026

Baldwin Park Key Well

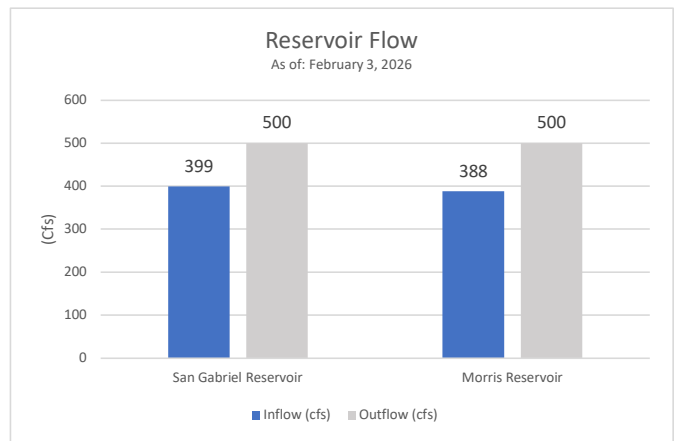


Reservoir Storage and Releases



Groundwater Elevation
December 2025 / January 2026

	Groundwater Elevation (ft)	Difference from prior month (ft)	Difference from prior year (ft)
January 31, 2025	246.6		
December 26, 2025	244.2		
January 30, 2026	261.2	17	14.6



Untreated Imported Water in Cyclic Storage Accounts

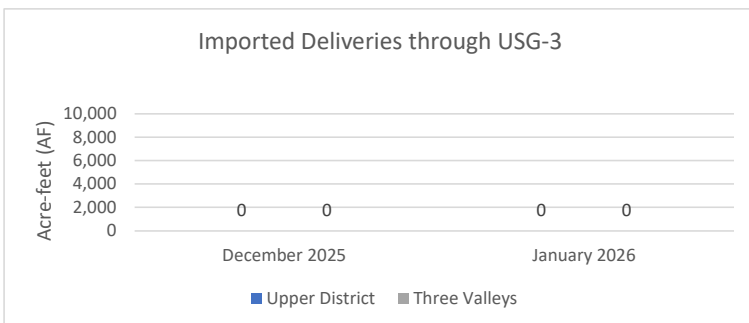
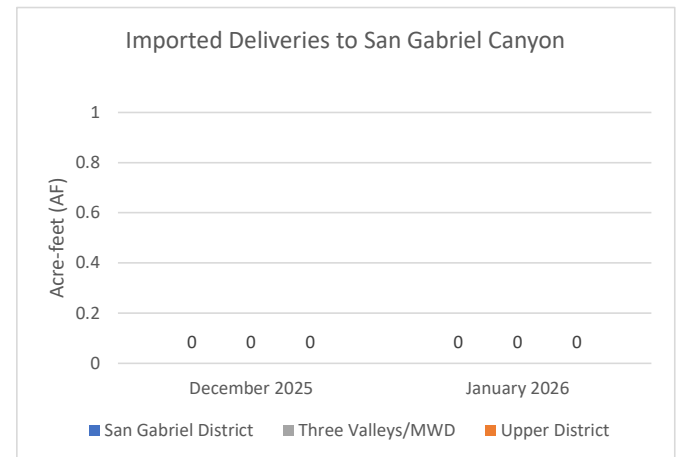
Producer Cyclic Storage	60,000 AF
MWD Cyclic Storage (For UD RDA Delivery)	135,000 AF
Other Cyclic Storage	23,000 AF
Total	218,000 AF*

*Represents about 27 feet of groundwater elevation at the Key Well

San Gabriel Canyon Spreading Grounds

USG-3

- Located in San Gabriel Canyon, just below Morris Dam, it represents Upper District's primary point of delivery of untreated imported water for groundwater replenishment to the San Gabriel Valley
- Typical delivery rate is about 190 cfs (or about 375 AF per day)



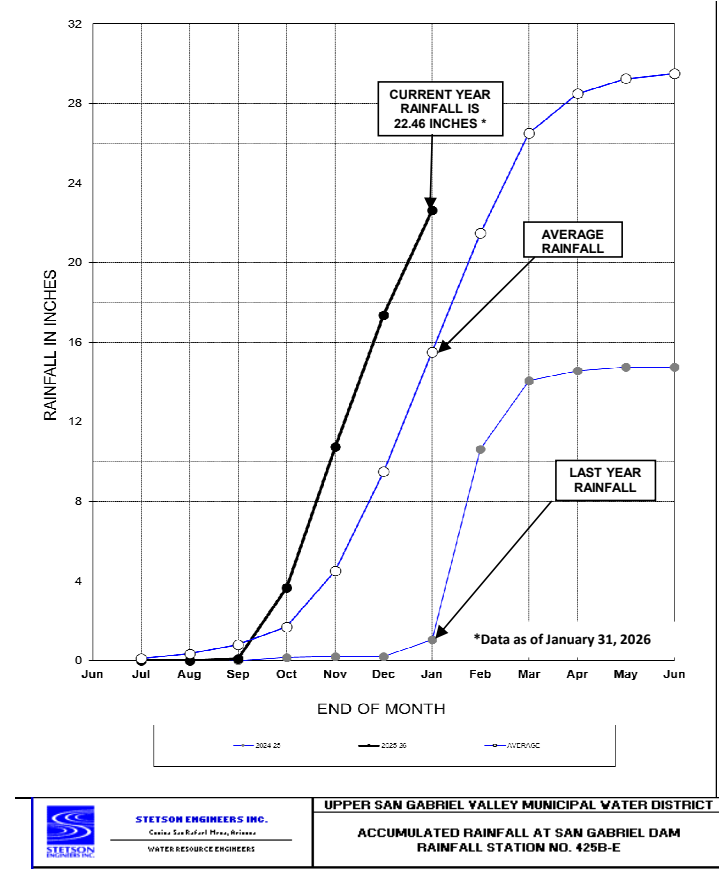
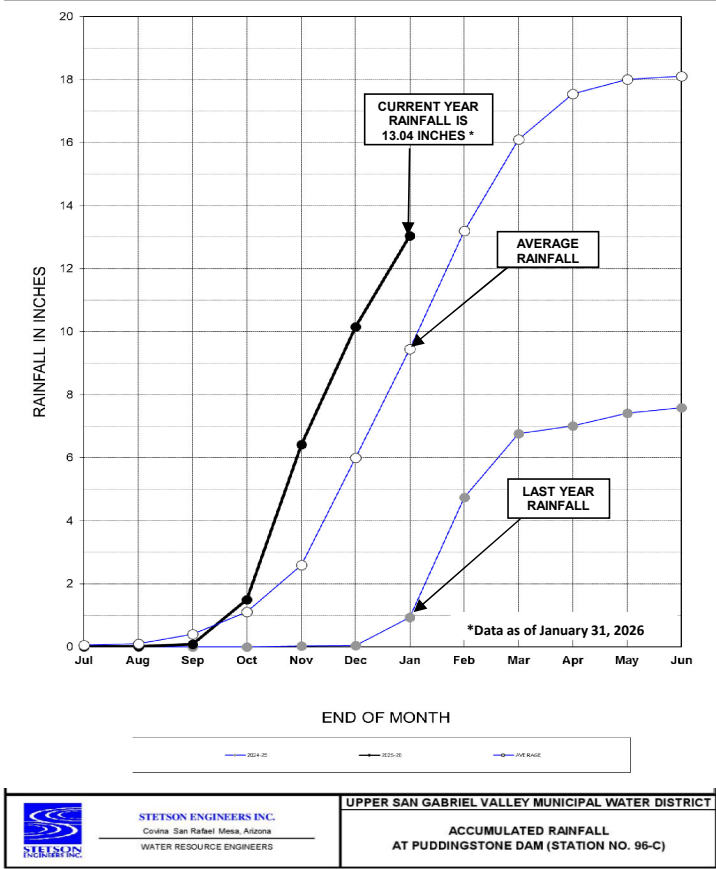
* On September 24, 2025, all deliveries ceased due to the reported detection of Golden Mussels at Silverwood Lake by County Staff



**REPORT OF THE DISTRICT ENGINEER
ON HYDROLOGIC CONDITIONS
FEBRUARY 11, 2026**

Rainfall

• Data are readily available on a daily basis and are indicative of comparative amount of rainfall in the San Gabriel Valley (percent of average)



Water Quality

• Water Systems are required by the Division of Drinking Water (DDW) to collect water quality data from source wells and provide the results to DDW Pursuant to Title 22 (Water quality data collected through Main San Gabriel Basin Watermaster's Basinwide Groundwater Quality Monitoring Program)

- During January 2026, 49 wells were sampled under Title 22
- During December 2025, 22 wells were sampled under Title 22
- During December 2025, Stetson Engineers Inc. received no public notice of wells shut down due to contamination

MEMORANDUM

ITEM 12. GENERAL MANAGER'S REPORT

General Manager's Monthly Report February 11, 2026

Work Anniversary: Tom Love, General Manager (7 years)
Frank Aguilar, Facilities Technician (17 years)
Venessa Navarrette, Executive Assistant (9 years)
Alexis Silva, Public Affairs Assistant (1 year)

Water Supply Update



Baldwin Park Key Well: 261.2 feet on 1/30/26
San Gabriel Canyon: 49,934 AF combined storage as of 1/30/26
San Gabriel Reservoir: inflow 399 cfs; release 500 cfs
Morris Reservoir: inflow 388 cfs; release 500 cfs
MWD 2026 Water Supply/Demand Balance Forecast: Supply Gap 33 TAF as of 2/4/26



USG-3 deliveries during December 2025: None
MWD Cyclic Account Balance (12/31/25): 126,632 AF
Rainfall as of 1/31/26:
• 13.04" - Puddingstone Dam
• 22.46" - San Gabriel Dam
State Water Project Allocation: 30% as of 1/29/26

MWD Water Supply Conditions as of January 28, 2026, are summarized as follows:

Reservoir	Capacity	Current Storage
San Luis (SWP share)	1.06 MAF	93%, 984 TAF
Lake Oroville	3.42 MAF	82%, 2.82 MAF
Lake Powell	24.3 MAF	25%, 6.17 MAF
Lake Mead	26.1 MAF	34%, 8.81 MAF

*Storage volumes are in units of Million Acre-Feet (MAF), or Thousand Acre-Feet (TAF)



Drought Actions

WSCP status: Level 2, 20% conservation target, 3 day/week outdoor watering summer, 2 day/week outdoor watering in winter

Water Use Efficiency



Residential WaterSmart Rebates

Since July 2025 - \$112,908



Commercial WaterSmart Rebates

Since July 2025 - \$21,241



Water Smart Home Kits

Homes Served This Month: 15

Education and Outreach



Landscape Workshops

- Upper Water staff has secured the four landscape workshops for the winter/spring season with Green Media Creations and Green Gardens Group (G3).
 - *Garden Design Seminar* (in-person), presented by Green Media Creations on Saturday, February 21st, from 10:00 a.m.-11:45 a.m. Location: Library Community Room – 1115 El Centro St. South Pasadena, CA 91030
 - *Outdoor Leaks Waste Water* (webinar), presented by G3 on Thursday, March 19th, at 6:00 p.m.
 - *Protect the Pollinators* (webinar), presented by G3 on Thursday, April 16th, at 6:00 p.m.

Watershed Restoration Program

- Upper Water staff has secured three dates with the U.S. Forest Service staff to plant trees in the San Gabriel Mountains, near crystal lake. The tree planting events are scheduled on the following Saturdays, from 8:00 a.m.-12:00 p.m.
 - March 21, 2026
 - April 18, 2026
 - May 16, 2026

Legislative Update



Federal Update

- A partial government shutdown occurred after key agencies went unfunded, though the House is now operating under a short-term DHS continuing resolution. FEMA funding remains critical for local wildfire recovery.
- Proposals submitted on behalf of the district this past month focus on water delivery, storage, and groundwater recharge under the Water Resources Development Act.
- Additional updates include the Bureau of Reclamation's draft Environmental Impact Statement for the Colorado River, ongoing PFAS litigation against the EPA, and congressional efforts to secure protections for the San Gabriel Mountains and Rivers.
- ACWA D.C. is taking place this month, with Directors and staff participating in the Legislative Advocacy Day.

Sacramento Updates

- Prop 5 is in effect, triggering a special election for LaMalfa's seat; key legislative focus is on wildfires, water, and Golden Mussel cleanup, with potential candidates emerging for the congressional and gubernatorial races.

Finance and Administration

Financial Highlights through 12/31/25

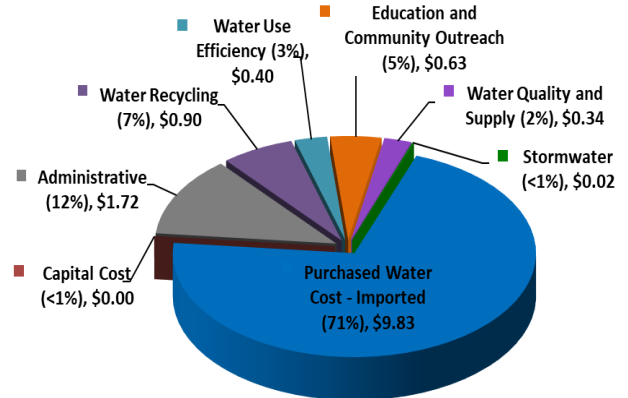


- Treated water sales: 2,185 AF
- Untreated water sales: 29,082 AF
- Recycled water sales: 1,200 AF
- YTD net operating revenue: \$4.84M

Staffing Updates

- 10 FTE's, 2 Vacancies
- 1 Interim Consultant
- 1 Intern (promoted to grade H1, 12-15-25)
- January Anniversaries –
 - Katherine Vazquez 3 years

YTD Use of Funds as of 12/31/25 - \$13.84M



**Summary Report for
The Metropolitan Water District of Southern California
Board Meeting
January 13, 2026**

CONSENT CALENDAR OTHER ITEMS - ACTION

Approved Commendatory Resolution for Director Jeffrey D. Armstrong, representing Eastern Municipal Water District. **(Agenda Item 6B)**

Approved Committee Assignments and appointed:

Director Paule as a member of the Finance, Affordability, Asset Management, and Efficiency Committee, and the Legislation and Communications Committee.

Director Ramos as Chair of the Audit Committee, and as a member of the Special Committee on Ag and Tribal Partnerships.

Director Crane as Vice Chair of the Audit Committee. **(Agenda Item 6C)**

OTHER BOARD ITEMS - ACTION

Reviewed and considered Addendum No. 6 to the certified 2017 Programmatic Environmental Impact Report for the Prestressed Concrete Cylinder Pipe Rehabilitation Program, and

- a. Awarded a \$61,242,000 contract to J.F. Shea Construction Inc. to rehabilitate Sepulveda Feeder Reach 2.
- b. Authorized an agreement with HDR Engineering Inc. for a not-to-exceed amount of \$1,300,000 for technical support during construction. **(Agenda Item 8-1)**

Approved guiding principles for Pure Water Southern California partnerships with the following amendments:

1. The addition of the following language to the Guiding Principles for each partnership: Project participants recognize that Pure Water Southern California has been developed to allow for long-term adaptive implementation, including: (1) by allowing for phasing and/or staging funding and construction, and (2) if feasible and permissible, by allowing for direct potable reuse.
2. In the Proposed Principles to Guide the Metropolitan – Southern Nevada/Arizona Parties Partnership and in the Proposed Principles to Guide Metropolitan – Others within the Southern California Region: San Gabriel Valley Municipal Water District, changed the term “equity” to the term “fair value.” **(Agenda Item 8-2)**

Approved a limited waiver of the Brown Act closed session privilege regarding the closed session meeting of the Organization, Personnel, and Effectiveness Committee on October 14, 2025, for the limited purpose of conducting an attorney-client privileged investigation overseen by the Ethics Office, and authorized Metropolitan staff and directors present during the October 14, 2025 closed session Committee meeting to disclose information from the closed session to the assigned investigator pursuant to the limited waiver. **(Agenda Item 8-3)**

Approved option #1 as set forth in the confidential board letter and directed in closed session. **(Agenda Item 8-4)**

THIS INFORMATION SHOULD NOT BE CONSIDERED THE OFFICIAL MINUTES OF THE MEETING.

All current month materials, and materials after July 1, 2021 are available on the public website here: <https://mwdh2o.legistar.com/Calendar.aspx>

This database contains archives from the year 1928 to June 30, 2021:
<https://bda.mwdh2o.com/Pages/Default.aspx>

Summary Report for the San Gabriel Basin Water Quality Authority January 21, 2026

The Board of Directors discussed the following items:

- Election of Officers
 - a) Chairman
 - b) Vice-Chairman
 - c) Treasurer
 - d) Secretary

- Appointment of committee members
 - a) Administrative/Finance Committee
 - b) Legislative/Public Information Committee

- Adoption of Resolution 26-001, Authorizing the Extension of the Contract with BMO Bank and Authorizing Board Officers to Contract for Service and Establish Accounts with BMO Bank

A closed session was held pursuant to Government Code 54956.9 Section(d)(4) – Conference with Legal Counsel re: Initiation of Litigation (settlement opportunities with potential defendants) – two (2) matters.

Summary Report for the Main San Gabriel Basin Watermaster Regular Board Meeting January 7, 2026

- The Board of Directors cast a unanimous ballot for 2026 Watermaster Officers:
 - Lynda Noriega, Chair
 - David Michalko, Vice-Chair
 - Cris Fealy, Secretary
 - Melissa Barbosa, Treasurer
- The Board of Directors held a Public Hearing on Watermaster Draft Five-Year Water Quality and Supply Plan.
- The Board of Directors adopted the Five-Year Water Quality and Supply Plan as presented.
- The Board of Directors adopted Resolution No. 01-26-342, Supporting Pure Water Southern California
- The Board of Directors received and filed the Replacement Water/Surcharge Accounting.

MEMORANDUM

**Item 16.
AB 1234 Compliance Report**

Directors' Activity Report – (AB 1234)

In accordance with CA Government Code Section 53232.3 (d)

January 2026

Anthony R. Fellow, Division 1

Date	Event	Description/Topics
January 2026	No reportable activity	

Charles M. Treviño, Division 2

Date	Event	Description/Topics
January 2026	No reportable activity	

Edward Chavez, Division 3

Date	Event	Description/Topics
January 2026	No reportable activity	

Katarina Garcia, Division 4

Date	Event	Description/Topics
January 2026	No reportable activity	

Jennifer Santana, Division 5

Date	Event	Description/Topics
January 2026	No reportable activity	