



Water Resources and Facility Management
Committee Meeting and Special Meeting of
the Board of Directors

Monday, February 02, 2026
4:30 P.M.

Committee Members:

Charles M. Treviño, Chair
Katarina Garcia, Vice-Chair

*The Water Resources and Facility Management Committee meeting is noticed as a joint committee meeting with the Board of Directors for the purpose of compliance with the Brown Act. Members of the Board who are not assigned to the Water Resources and Facility Management Committee may attend and participate as members of the Board, whether or not a quorum of the Board is present. In order to preserve the function of the Committee as advisory to the Board, members of the Board who are not assigned to the Water Resources and Facility Management Committee will not vote on matters before the Committee.

Communications

1. Call to Order
2. Public Comment

Discussion/Action

3. Urban Water Management Plan Process (*Stetson Engineers Inc. will provide a presentation*)
4. IRP Findings (*Staff/Stetson Engineers Inc. will provide a presentation*)

Oral Reports

5. Water Supply Update (*Enclosed*)
6. Golden Mussel Update

Other Matters

- 7.

Adjournment

Next Meeting: Monday, March 02, 2025 at 4:30 p.m.



American Disabilities Act Compliance (Government Code Section 54954.2(a))



To request special assistance to participate in this meeting, please contact the District office at (626) 443-2297



The Metropolitan Water District of Southern California

Water Supply Conditions Report - <https://www.mwdh2o.com/WSCR>

Questions? Reach out via the form: <https://forms.office.com/g/Gj3aReAuCm>

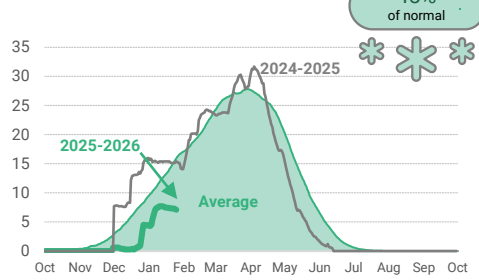
Water Year 2025-2026

As of: 01/25/2026

State Water Project

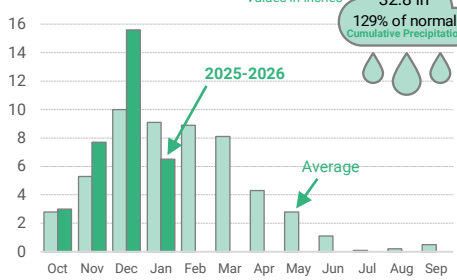
Northern Sierra Snow

Water Content values in inches



Northern Sierra 8 Station Rain

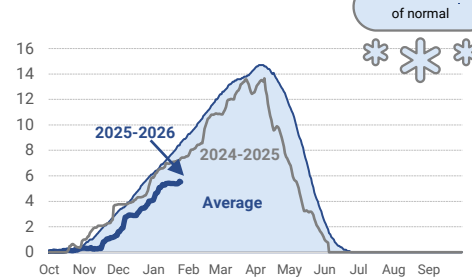
Values in inches



Colorado River

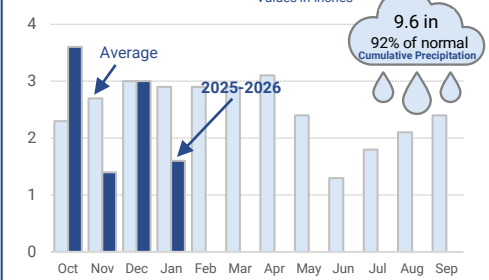
Colorado River Basin Snow

Water Content values in inches



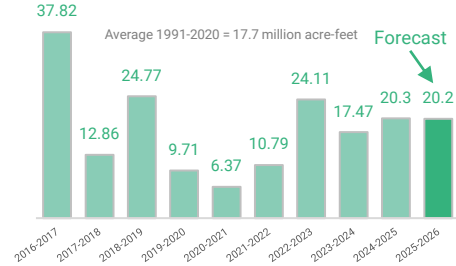
Colorado River Basin Rain

Values in inches



Sacramento River Runoff

Values in million acre-feet



2026 State Water Project Allocation

10%

Initial Allocation (December 1, 2025)

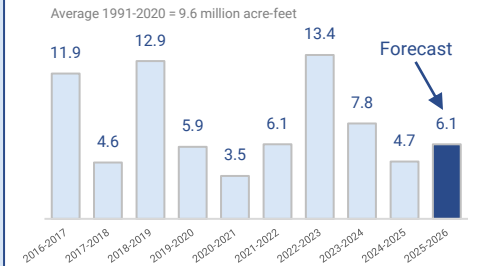
Lake Mead Chance of Operating Condition

	2026	2027*	2028*	2029*
Surplus (above 1,145 ft)	0%	0%	0%	0%
Normal Year (between 1,075 and 1,145 ft)	0%	7%	3%	10%
1st Level (between 1,050 and 1,075 ft)	100%	50%	30%	20%
2nd Level (between 1,025 and 1,050 ft)	0%	40%	53%	43%
3rd Level (below 1,025 ft)	0%	3%	13%	27%

* Years beyond 2026 assume continuation of current operating guidelines

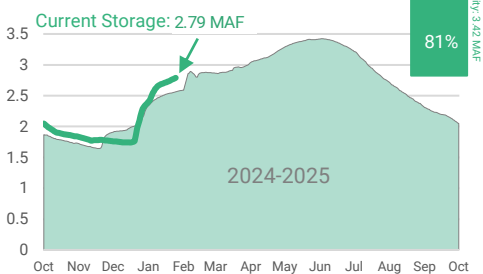
Unregulated Inflow into Lake Powell

Values in million acre-feet



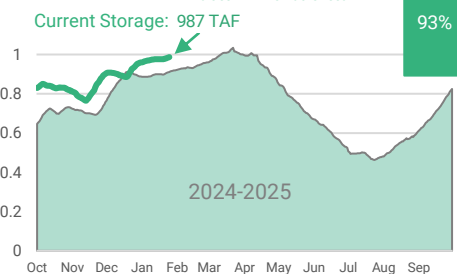
Oroville Reservoir Storage

Values in million acre-feet



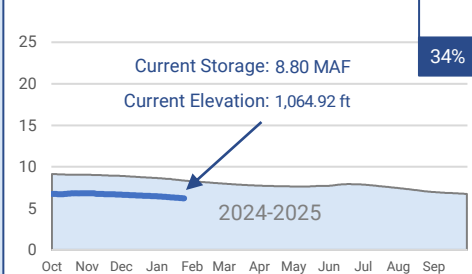
San Luis Reservoir SWP Storage

Values in million acre-feet



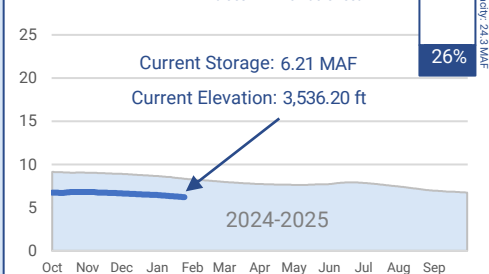
Lake Mead Storage

Values in million acre-feet



Lake Powell Storage

Values in million acre-feet



Explore Metropolitan's Water System: <https://www.mwdh2o.com/how-we-get-our-water/>